

# Tridion Docs 15.2 Bootcamp Organize Space

Andriy Zhidko, Product Owner

# Agenda

- Events
  - Configuration
  - User experience
- Translation Job
  - Business rules
  - Configuration
  - User experience
- Translation report
- Regional date format
- Show optional fields setting
- Preview
- Other UX improvements in Organize Space
- Community

# Events

# Events

## Objectives

- Providing better performance and more user-friendly interfaces. Also, ensuring consistent UX across Organize Space
- Converting ASP.NET technology to REACT
- Creating an XML settings page for events to move the existing configuration file into Organize Space
- Enabling regular users monitor events so that they can see how their events are progressing

*\*\*\* Regular users don't have admin role or event monitor privilege.*





# Configuration

# Event Monitor – Current Configurations up to 15.1.x

Translation management	<div> <span>Show Recent</span> <span>Show Failed</span> <span>Show Busy</span> <span>Show Warning</span> <span>Show All</span> <span>Delete</span> </div> <div>Search...</div>						
Translation Jobs							
Export							
Publish							
Thumbnails							
Metrics							
Dynamic Delivery							
All Events							

User ID	Event ID	Description	Date created	Date modified	Status	Progress
Admin	CLEANUPMETRICS MECDEV12QA01 20240626130014172 1964457061	Execute plugin RaiseSyncDeleteDocumentObjectEvent for ISHillustration 'GUID-783CA33C-3A81-4324-B95D-90BF1E79786E'	26/06/2024 15:00:14	26/06/2024 15:00:29	Success	1/1
Admin	CLEANUPMETRICS MECDEV12QA01 20240626130014172 94974179	Execute plugin RaiseSyncDeleteDocumentObjectEvent for ISHillustration 'GUID-783CA33C-3A81-4324-B95D-90BF1E79786E'	26/06/2024 15:00:14	26/06/2024 15:00:29	Success	1/1
UIAuto (Auto - Display Name) 1279697853	SYNCHRONIZEMETRICS MECDEV12QA01 20240626125608870	Execute plugin RAISEILLUSTRATIONSYNCPDATEEVENT for ISHillustration 'GUID-783CA33C-3A81-4324-B95D-90BF1E79786E'	26/06/2024 14:56:08	26/06/2024 14:56:19	Success	1/1

Date created	Action	Description	Status	Event data type	Event data size
26/06/2024 15:00:14	Request started	Request "CLEANUPMETRICS" will be handled asynchronously [taskId:1906342]	Success	SendEventData	832
26/06/2024 15:00:29	Start execution	Starting "CLEANUPMETRICS" for background task 1906342 - TaskId[1906342] - EventType[CLEANUPMETRICS] - UserId[4484] - HashId[16904691] - ProgressId[2062966] - Status[Executing] - Attempt[1] - HistoryId[2745037]	Success	None	0
26/06/2024 15:00:29	Event handling started	Start handling event CLEANUPMETRICS [Trisoft Metrics BackgroundTasks CleanupMetrics]	Success	Xml	547
26/06/2024 15:00:29	Execution completed	CLEANUPMETRICS for background task 1906342 ended successful - TaskId[1906342] - EventId[CLEANUPMETRICS] - UserId[4484] - HashId[16904691] - ProgressId[2062966] - Status[Success] - Attempt[1] - HistoryId[2745037]	Success	None	0

```
<?xml version="1.0" encoding="UTF-8"?>
<menubar label="Event Log">
  <description>Press one of the buttons on the left to access the Event Log for:</description>
  <!-- Translations ===== -->
  <menuitem label="Translation management" action="EventMonitor/Main/Overview?eventTypesFilter=CREATETRANSLATIONFROMLIST,
CREATETRANSLATIONFROMREPORT, CREATETRANSLATIONS,&statusFilter=All&selectedMenuItemTitle=Translation
management&modifiedSinceMinutesFilter=1440&selectedButtonTitle=Show%20Recent" icon="~/UIFramework/translate.32x32.png">
    <userrole>Administrator</userrole>
    <description>Translation processes</description>
  </menuitem>
  ...
  <!-- All Events ===== -->
  <menuitem label="All Events" action="EventMonitor/Main/Overview?eventTypesFilter=&statusFilter=All&selectedMenuItemTitle=All
Events&modifiedSinceMinutesFilter=1440&selectedButtonTitle=Show%20Recent" icon="~/UIFramework/events.32x32.png">
    <userrole>Administrator</userrole>
    <description>all processes</description>
  </menuitem>
</menubar>
```

# Event Monitor – New Configuration since 15.2.0

- In XML Event Settings in Organize Space (FISHEVENTCONFIGURATION), only for administrators
- Mandatory **eventGroup** id, label, description
- Optional **userRoleFilter**, **eventTypeFilter**
- EventGroup label, description can be translated, DialogStrings.xml located on server
- Available on the OpenAPI, **GET** /v3/Events/Groups

```
<infoShareEventConfig version="1.0">
  <eventGroups>
    <!-- Translations ===== -->
    <eventGroup id="TranslationManagement">
      <label resourceRef="TranslationEvent.Label">Translation management</label>
      <description resourceRef="TranslationEvent.Description">Translation processes</description>
      <userRoleFilter>
        <userRole id="VUSERROLEADMINISTRATOR" />
      </userRoleFilter>
      <eventTypeFilter>
        <eventType id="CREATETRANSLATIONFROMLIST" />
        <eventType id="CREATETRANSLATIONFROMREPORT" />
        <eventType id="CREATETRANSLATIONS" />
        <eventType id="PUSHTRANSLATIONS" />
      </eventTypeFilter>
    </eventGroup>
    ...
    <!-- All Events ===== -->
    <eventGroup id="AllEvents">
      <label resourceRef="AllEvents.Label">All Events</label>
      <description resourceRef="AllEvents.Description">All Events</description>
    </eventGroup>
  </eventGroups>
</infoShareEventConfig>
```

```
{
  {
    "id": "TranslationManagement",
    "label": "Translation management",
    "description": "Translation processes",
    "eventTypes": [
      "CREATETRANSLATIONFROMLIST",
      "CREATETRANSLATIONFROMREPORT",
      "CREATETRANSLATIONS",
      "RELEASETRANSLATIONS",
      "BATCHSTATUSUPDATE"
    ]
  },
  {
    "id": "AllEvents",
    "label": "All events",
    "description": "All events",
    "eventTypes": []
  }
}
```

## Event group

- Translation management
- Translation jobs
- Export
- Publish
- Metrics
- Dynamic Delivery
- All events

# Default Events configuration after upgrade

The screenshot displays the Tridion Docs Settings page, specifically the 'Events' configuration. The page has a dark green header with the 'Tridion Docs' logo and navigation links: Content, Publication Hub, Metrics, Events, and Settings. The user 'Ivo van de Lagemaat' is logged in. Below the header, a secondary navigation bar includes links for Users, System, XML settings, AI Assistant, Background tasks, Change tracker, Collective Spaces, Delete plug-ins, Events (highlighted), Extensions, Inboxes, Metrics, Publish plug-ins, Reports, Statuses, Taxonomies, Translation jobs, Translations, and Write plug-ins. The main content area shows an XML configuration for 'infoShareEventConfig' with version '1.0'. The configuration is divided into three sections: 'Translations', 'Translation Jobs', and 'Export'. Each section defines an event group with its label, description, user role filter, and event type filter. The 'Translations' section includes event types for creating and releasing translations. The 'Translation Jobs' section includes an event type for translation jobs. The 'Export' section includes event types for various export actions like inbox export, report export, search export, publication export, folder export, and zip files export.

```
1 <infoShareEventConfig version="1.0">
2   <eventGroups>
3     <!-- Translations ===== -->
4     <eventGroup id="TranslationManagement">
5       <label resourceRef="TranslationManagement.EventGroup.Label">Translation management</label>
6       <description resourceRef="TranslationManagement.EventGroup.Description">Translation processes</description>
7       <userRoleFilter>
8         <userRole id="VUSERROLEADMINISTRATOR" />
9       </userRoleFilter>
10      <eventTypeFilter>
11        <eventType id="CREATETRANSLATIONFROMLIST" />
12        <eventType id="CREATETRANSLATIONFROMREPORT" />
13        <eventType id="CREATETRANSLATIONS" />
14        <eventType id="RELEASESTRANSLATIONS" />
15        <eventType id="BATCHSTATUSUPDATE" />
16      </eventTypeFilter>
17    </eventGroup>
18    <!-- Translation Jobs ===== -->
19    <eventGroup id="TranslationJobs">
20      <label resourceRef="TranslationJobs.EventGroup.Label">Translation jobs</label>
21      <description resourceRef="TranslationJobs.EventGroup.Description">Translation jobs</description>
22      <userRoleFilter>
23        <userRole id="VUSERROLEADMINISTRATOR" />
24      </userRoleFilter>
25      <eventTypeFilter>
26        <eventType id="TRANSLATIONJOB" />
27      </eventTypeFilter>
28    </eventGroup>
29    <!-- Export ===== -->
30    <eventGroup id="Export">
31      <label resourceRef="Export.EventGroup.Label">Export</label>
32      <description resourceRef="Export.EventGroup.Description">Inbox export</description>
33      <userRoleFilter>
34        <userRole id="VUSERROLEADMINISTRATOR" />
35      </userRoleFilter>
36      <eventTypeFilter>
37        <eventType id="INBOXEXPORT" />
38        <eventType id="REPORTEXPORT" />
39        <eventType id="SEARCHEXPORT" />
40        <eventType id="PUBLICATIONEXPORT" />
41        <eventType id="FOLDEREXPORT" />
42        <eventType id="ZIPFILES" />
43      </eventTypeFilter>
44    </eventGroup>
45  </eventGroups>
46 </infoShareEventConfig>
```

# User Experience

# Overall user experience

Select filters and click on Show events button

Tridion Docs

Content

Publication Hub

Metrics

Events

Settings

Andriy Zhidko

Filters

Show events

Started by

Anyone

Myself

Status

All

Busy

Failed

Warning

Date modified

Today

Last 7 days

Last 30 days

Event group

Translation management

Translation jobs

Export

Publish

Metrics

Dynamic Delivery

All events

Events overview

2

Filter items

Filters

User ID

Event ID

Description

Status

Sort by: (None)

USER ID	EVENT ID	DESCRIPTION	DATE CREATED	DATE MODIFIED	STATUS	PROGRESS
Andriy Zhidko	PUBLISH0TAD0ELIVERY EC2AMAZ-JH11FO 202504221803061611370935053	Publish process for GUID-0E7308B7-50B2-4F88-84A7-E0E608737138=2.1.1=Dynamic Delivery - live=en-us	4/22/2025 9:03:06 PM	4/22/2025 9:03:06 PM	Busy	0/1
Andriy Zhidko	PUBLISH0TAD0ELIVERY EC2AMAZ-JH11FO 202504221802365501773766926	Publish process for GUID-8B0FF806-C520-464D-88BF-D855D9D6A003=5.1.1=Dynamic Delivery - live=en-us	4/22/2025 9:02:36 PM	4/22/2025 9:02:51 PM	Busy	100/2400
Andriy Zhidko	PUBLISH0TAD0ELIVERY EC2AMAZ-JH11FO 202504221802201831327821306	Publish process for GUID-865052E2-FB77-4E9A-9E40-C84D5990C7A2=1=Dynamic Delivery - live=en-us	4/22/2025 9:02:20 PM	4/22/2025 9:02:47 PM	Busy	600/2400
Ivo van de Lagemaat	SYNCHRONIZEMETRICS EC2AMAZ-JH11FO 202504221053330331271862647	Execute plugin RAISEBASELINESYNCPDATEEVENT for ISHBaseline "GUID-40264EEA-DE17-462E-885D-1C51366CD36...	4/22/2025 1:53:33 PM	4/22/2025 2:03:36 PM	Success	4/4

Event actions

3

Filter items

Filters

Action

DATE CREATED	ACTION
4/22/2025 9:02:36 PM	Request started
4/22/2025 9:02:46 PM	Start execution
4/22/2025 9:02:47 PM	Event handling [Trisoft.InfoSha
4/22/2025 9:02:47 PM	Initializing publ

Action details

4

Click on back button for the events overview

Action details are loaded

Date created

14/09/2024 16:34:45

Event ID

CLEANUPMETRICS MECDEV12QA01 20240914143444990 1213825305

Event type

CLEANUPMETRICS

Action

Request started

Description

Request "CLEANUPMETRICS" will be handled asynchronously [taskId:2127101]

Status

Success

Events overview is loaded

Click on an event

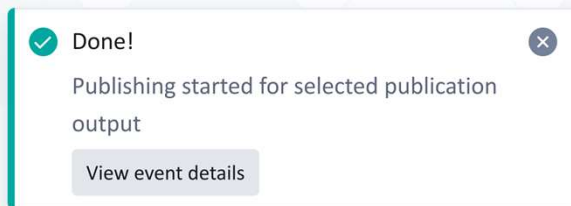
Event actions are loaded

Double click on an event action

# Events are accessible for regular user

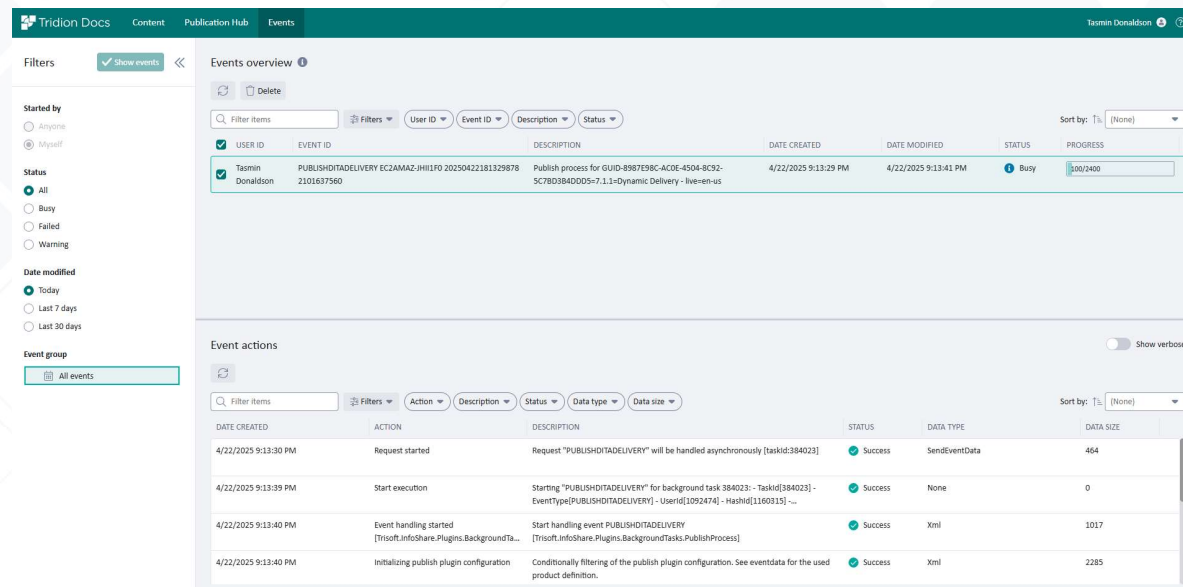
New capability: Allowing regular users to monitor events so they can track the progress of the events they started

Before



- The user needs to save the URL of the opened event monitoring page. Otherwise, they cannot reopen the events overview.

Now



- Events overview is always available



# Filters

- Started by, status, date modified, event group filters should be selected
- If all selected filters are applied, the “Show events” button will be disabled
- If an unapplied value is selected, the button will be enabled

Filters ✓ Show events <<

**Started by**

☒ Anyone  
☐ Myself

**Status**

☒ All  
☐ Busy  
☐ Failed  
☐ Warning

**Date modified**

☐ Today  
☐ Last 7 days  
☒ Last 30 days

**Event group**

☐ Translation management  
☐ Translation jobs  
☐ Export  
☐ Publish  
☐ Metrics  
☐ Dynamic Delivery  
☒ All events



Filters ✓ Show events <<

**Started by**

☒ Anyone  
☐ Myself

**Status**

☒ All  
☐ Busy  
☐ Failed  
☐ Warning

**Date modified**

☐ Today  
☐ Last 7 days  
☒ Last 30 days

**Event group**

☐ Translation management  
☐ Translation jobs  
☐ Export  
☐ Publish  
☒ Metrics  
☐ Dynamic Delivery  
☐ All events

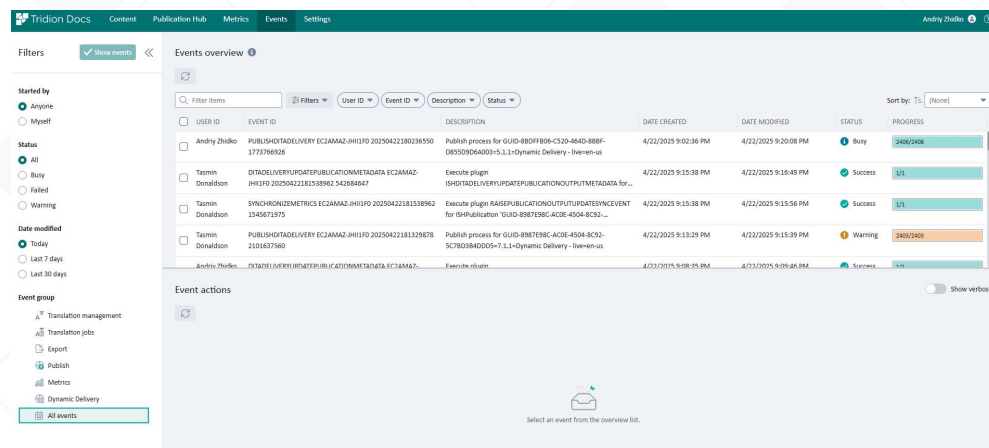
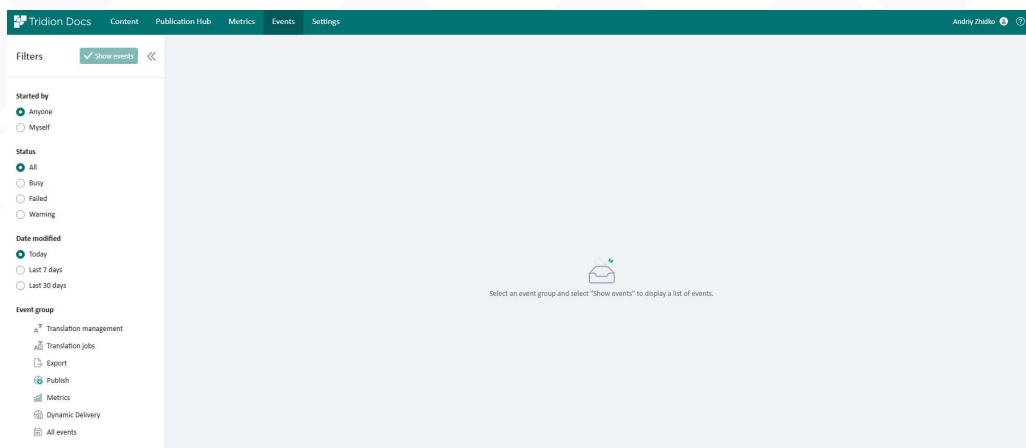


# Memorization of filters

- Session based:
  - A browser session is a period of activity within browser that starts when you open a browser window and ends when you close it
- When you switch between Events tab and other tabs tables show the same data as upon clicking the Apply button;
- Also, when you collapse/expand the panel all applied filters are preserved;
- If you change the filters but do NOT apply:
  - all the filters are preserved after you collapsing/expanding the panel
  - previously applied filters will be shown after switching elsewhere and back

# Show events button

- At the beginning the page is not automatically loaded. The user needs to select an event group and click “Show events” button.
- “Show events” button is disabled by default. It is enabled when one of the event group is selected.
- The request is not triggered on each change in filters. The user needs to click the “Show events” button to request events.



# Extending Events overview and event actions

- Events overview: Events are listed based on list definition coming from metadataconfig.xml
- Action list is fetched after selecting an event (active event) based on list definition in metadata config
- Show verbose
  - Extra rows and columns can be added to the table based on the list definition in metadataconfig

The screenshot displays the 'Events overview' interface in Tridion Docs. The top section shows a table of events with columns for User ID, Event ID, Description, Date Created, Date Modified, Status, and Progress. The bottom section shows the 'Event actions' table for a selected event, with columns for Date Created, Action, Description, Status, Data Type, and Data Size.

USER ID	EVENT ID	DESCRIPTION	DATE CREATED	DATE MODIFIED	STATUS	PROGRESS
Andriy Zhilko	PUBLISHOTADDELIVERY ECJAMAZ JH15FO 20250422180306361	Publish process for GUID-06780887-5082-4F8B-8A47-056005731862-1-1-Dynamic Delivery - live-en-us	4/22/2025 9:03:06 PM	4/22/2025 9:03:06 PM	Busy	95
Andriy Zhilko	PUBLISHOTADDELIVERY ECJAMAZ JH15FO 20250422180306350	Publish process for GUID-06780887-5082-4F8B-8A47-056005731862-1-1-Dynamic Delivery - live-en-us	4/22/2025 9:02:36 PM	4/22/2025 9:02:51 PM	Busy	350/2400
Andriy Zhilko	PUBLISHOTADDELIVERY ECJAMAZ JH15FO 20250422180306383	Publish process for GUID-06780887-5082-4F8B-8A47-056005731862-1-1-Dynamic Delivery - live-en-us	4/22/2025 9:02:20 PM	4/22/2025 9:02:47 PM	Busy	500/2400
Andriy Zhilko	PUBLISHOTADDELIVERY ECJAMAZ JH15FO 20250422180306353	Execute plugin RAISEBASELINEINCOMPATIBLEEVENT for SHBaseline GUID-40264EEA-DE17-4602-88D0-1C31396C206...	4/22/2025 1:53:33 PM	4/22/2025 1:53:38 PM	Success	100

DATE CREATED	ACTION	DESCRIPTION	STATUS	DATA TYPE	DATA SIZE
4/22/2025 9:02:36 PM	Request started	Request "PUBLISHOTADDELIVERY" will be handled asynchronously [taskid:184013]	Success	SendEventData	464
4/22/2025 9:02:46 PM	Start execution	Starting "PUBLISHOTADDELIVERY" for background task 184013 - TaskId[184013] - EventType[PUBLISHOTADDELIVERY] - User[122042] - hash[1160342] - ...	Success	None	0
4/22/2025 9:02:47 PM	Event handling started	Start handling event PUBLISHOTADDELIVERY [TridionInfoShare.Plugins.BackgroundTasks.PublishProcess]	Success	Xml	1017
4/22/2025 9:02:47 PM	Initializing publish plugin configuration	Conditionally filtering of the publish plugin configuration. See eventdata for the used predef definition.	Success	Xml	2285

# Filter items from the list

- Fast search by any column for both Events overview and Event actions
- Search is performed on the loaded table, so no additional requests are sent
- Works with other table filters
- Filters on typing

Events overview ⓘ

🔄

🗑️ Delete

🔍 CREATETRANSLATIONFRC

✕

Filters

User ID

Event ID

Description

Status

Sort by: ↑ (None)

USER ID	EVENT ID	DESCRIPTION	DATE CREATED	DATE MODIFIED	STATUS	PROGRESS
<input checked="" type="checkbox"/> ServiceUser	CREATETRANSLATIONFROMLIST EC2AMAZ-JHII1FO...	Translation builder's event to track the push translation.	4/22/2025 12:12:17 PM	4/22/2025 12:12:21 PM	<input checked="" type="checkbox"/> Success	<div>401/401</div>

🔍 statusreport

✕

Filters

Action

Status

Event data type

Event data size

Sort by: ↑ (None)

DATE CREATED	ACTION	DESCRIPTION	STATUS	EVENT DATA TYPE	EVENT DATA ...
21/08/2024 09:53:09	Checking for errors and warnings	No errors encountered. Warnings encountered: 4: Missing objects: 2 Not released: 2 See...	<input checked="" type="checkbox"/> Success	StatusReport	3854
21/08/2024 09:53:25	Saved status report	No errors encountered. Warnings encountered: 4: Missing objects: 2 Not released: 2 See...	<input type="checkbox"/> Warning	StatusReport	4946

# Action: Delete an event from events overview

- Single and bulk delete actions are supported
- No need for a special privilege to delete an event
  - Note that users without System Administrator or Event Monitor privileges only see events that are created by themselves

The screenshot illustrates the process of deleting events in the Tridion Events overview. It is divided into three main sections:

- Events overview:** This panel on the left shows a table of events. The 'USER ID' column is selected, and two rows with the user 'Admin' are highlighted. A 'Delete' button is visible at the top of the panel.
- Bulk Delete dialog:** A modal dialog box in the center asks, 'Are you sure you want to delete selected 2 event logs?'. It features a red 'Delete' button and a grey 'Cancel' button.
- Batch status information:** A panel on the right titled 'Batch status information' shows the results of the operation. It indicates 'Batch operation: Bulk Delete' and 'Total number of items: 2'. A 'Copy to Clipboard' button is present. Below this, a 'Successful' status is shown with a green checkmark and a '2' in a circle. A list of deleted event logs is displayed, including 'DITADELIVERYUPDATEPUBLICATIONMETADATA MECDEV12QA01 20240724073614682...' and 'DITADELIVERYUPDATEPUBLICATIONMETADATA MECDEV12QA01 20240724072603060...'.

Below the Bulk Delete dialog, a smaller notification box states 'Selected event logs were deleted.' with a green checkmark and a 'View details' button.

## Action: Download content from event actions

- When data size of an event action is bigger than zero "Download content" button is available
- The action is equivalent to the paper clip icon in legacy Events page but with more user-friendly file names

21/08/2024 13:15:45 Request started

Event actions Show Verbose

Filter items Filters Action Description Event data size Sort by: ↑ (None)

DATE CREATED	ACTION	DESCRIPTION	STATUS	EVENT DATA TYPE	EVENT DATA ...
21/08/2024 14:20:54	Start execution	Starting "SYNCHRONIZEMETRICS" for background task 2079880: - TaskId[2079880] -...	Success	None	0

Event actions Show Verbose

Filter items Filters Action Description Event data size Sort by: ↑ (None)

DATE CREATED	ACTION	DESCRIPTION	STATUS	EVENT DATA TYPE	EVENT DATA ...
21/08/2024 14:15:45	Request started	Request "SYNCHRONIZEMETRICS" will be handled asynchronously [taskId:2079880]	Success	SendEventData	2884

# Show verbose

More information about the event actions can be displayed by turning on the Show verbose toggle

- Extra columns and/or rows are added into the table

Event actions

Filter items

Filters

Action

Description

Status

Event level

Process ID

Thread ID

Hostname

Sort by: (None)

Event data type

Event data size

DATE CREATED	ACTION	DESCRIPTION	STATUS	EVENT LEVEL	PROCESS ID	THREAD ID	HOSTNAME	EVENT DATA T...	EVENT DATA ...
05/09/2024 11:36:20	Request started	Request "SYNCHRONIZEMETRICS" will be handled asynchronously...	Success	Information	4092	95	MECDEV12QA01	SendEventData	2456



# Action details view

Details view opens when the user double click on a row of event action.

Action content

```
<handler eventType="SYNCHRONIZEMETRICS">
  <scheduler executeSynchronously="false" />
  <authorization type="authenticationContext" />
  <execution timeout="02:00:00" recoveryGracePeriod="00:10:00" isolationLevel="None" />
  <activator>
    <net name="SynchronizeMetrics">
      <parameters>
        <parameter name="batchsize">1000</parameter>
        <parameter name="maximumRetries">500</parameter>
        <parameter name="delay">00:10:00</parameter>
        <parameter name="maximumTimePerBackgroundTask">00:50:00</parameter>
        <parameter name="maximumTimePerObject">00:20:00</parameter>
      </parameters>
    </net>
  </activator>
</handler>
```

Action content

```
init:

check-arg:
[delete] Deleting directory C:\InfoShare\DataORA19\Publish\Data\0xdkae2zkd\work\temp
[mkdir] Created dir: C:\InfoShare\DataORA19\Publish\Data\0xdkae2zkd\work\temp

log-arg:
[echo] *****
[echo] * basedir = C:\InfoShare\AppORA19\Utilities\DITA-OT\InfoShare
[echo] * dita.dir = C:\InfoShare\AppORA19\Utilities\DITA-OT\InfoShare
[echo] * transtype = ishpdf
```

⏮ Action details

Download content

Date created

21/08/2024 14:15:45

Event ID

SYNCHRONIZEMETRICS MECDEV12QA01 20240821111545329 690734833

Action content

The content content is too big to display here. Use the 'Download content' button instead.



# Action details view

- The view presents values of the fields configurable via `Trisoft.InfoShare.Forms.EventMonitorDetailForm`
- Data representation changes based on the data type:

Data type	Display
XML, LogObject, StatusReport	Read-only prettified XML
Remaining data types including SendEventData	Simple text *** Even though SendEventData contains XML, we display it as simple text because we cannot know the action's content upfront
Data type = Other	No content is displayed There is a download button with an explanation message

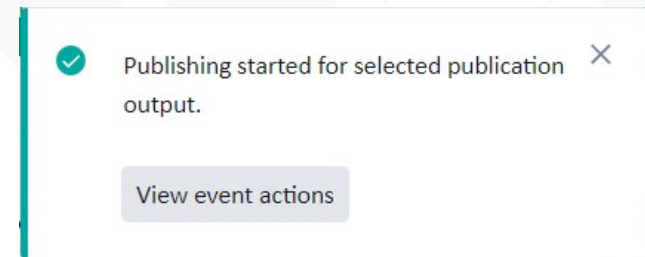
- If the event actions' data size is bigger than zero, then the "Download content" button appears
- If data size of the content exceeds 1 Mb, the content is not shown but "Download content" button is available
- Deep-linking to this view is supported
- A user can return to Event overview view by clicking the back button
  - Corresponding event and action will be selected upon return to Event overview view

# Alternative navigation to the Event Actions view

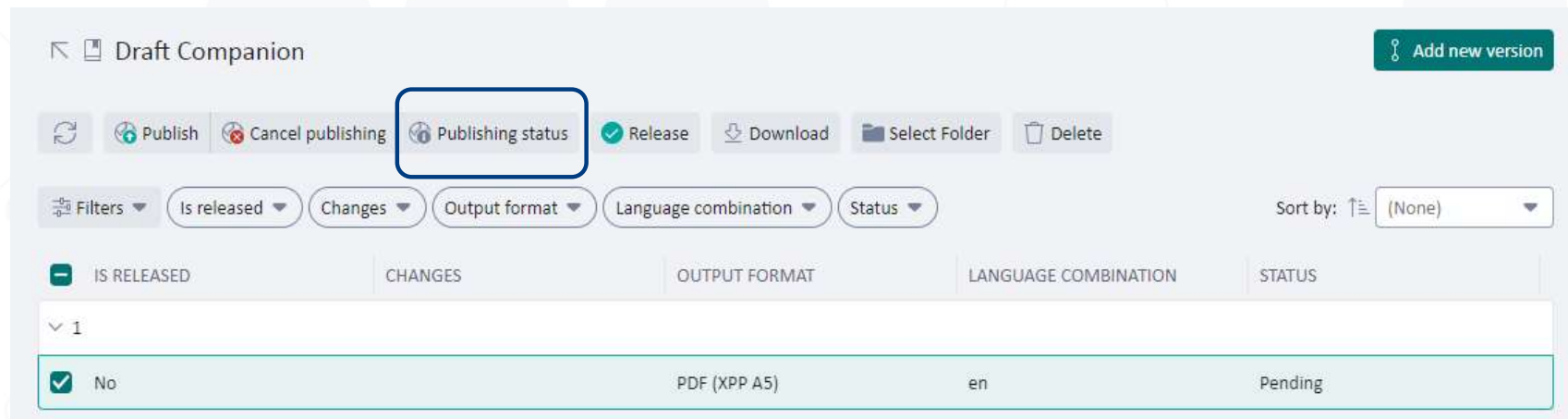
# Event actions only view

It is possible to jump to the Events Action view through the toast message after performing certain actions:

- Generate target languages
- Export objects to file share from reports
- Release translations
- Publication output actions (publish/unpublish)

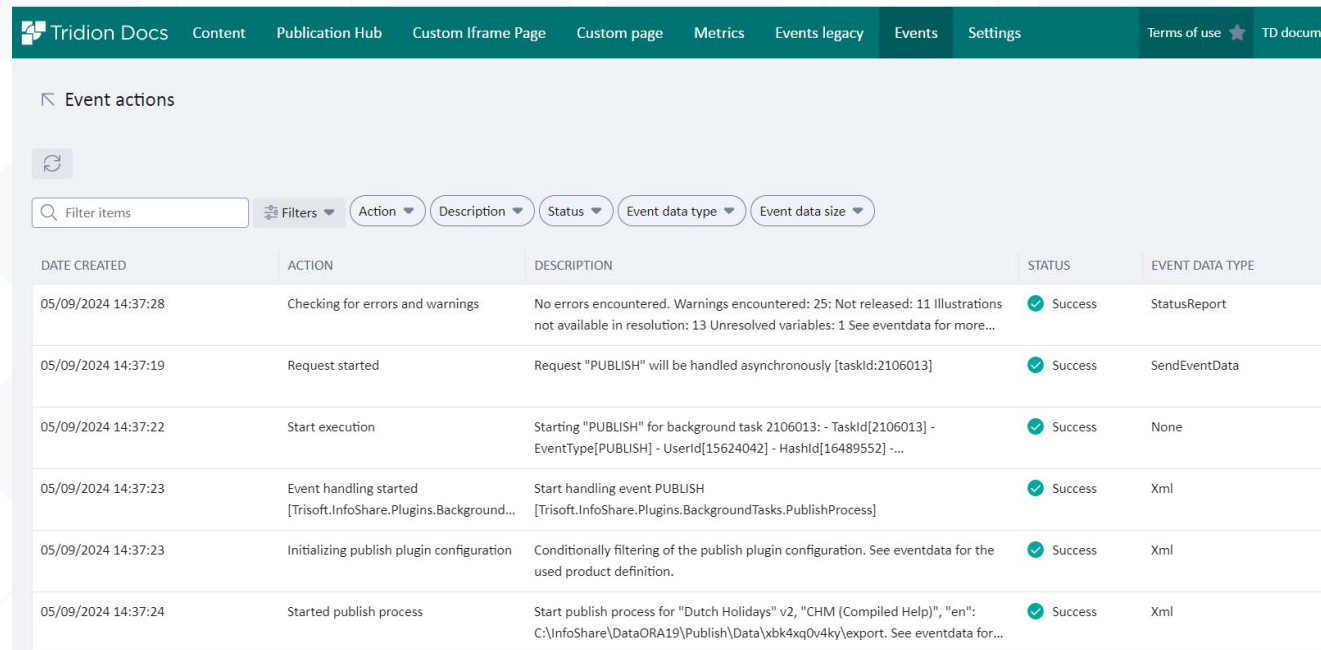


Clicking the 'Publishing Status' button while a publishing event still exists also opens the Events Action view.

The screenshot shows the "Draft Companion" interface. At the top right is a green button "Add new version". Below it is a row of buttons: "Publish", "Cancel publishing", "Publishing status" (highlighted with a blue box), "Release", "Download", "Select Folder", and "Delete". Below these buttons are filter buttons: "Filters", "Is released", "Changes", "Output format", "Language combination", and "Status". To the right of these is a "Sort by" dropdown menu set to "(None)". Below the filters is a table with columns: "IS RELEASED", "CHANGES", "OUTPUT FORMAT", "LANGUAGE COMBINATION", and "STATUS". The table has one row with a green checkmark in the "IS RELEASED" column, the value "No", "PDF (XPP A5)" in the "OUTPUT FORMAT" column, "en" in the "LANGUAGE COMBINATION" column, and "Pending" in the "STATUS" column.

# Event actions only view

- Double clicking on an action opens its detail's view
- The back button navigates to Event actions view with the corresponding event and event group selected
  - If event group cannot be found, All events group is selected
- Quick navigation link to this view is supported



Tridion Docs Content Publication Hub Custom Iframe Page Custom page Metrics Events legacy Events Settings Terms of use TD documents					
Event actions					
Filter items Filters Action Description Status Event data type Event data size					
DATE CREATED	ACTION	DESCRIPTION	STATUS	EVENT DATA TYPE	
05/09/2024 14:37:28	Checking for errors and warnings	No errors encountered. Warnings encountered: 25; Not released: 11 Illustrations not available in resolution: 13 Unresolved variables: 1 See eventdata for more...	Success	StatusReport	
05/09/2024 14:37:19	Request started	Request "PUBLISH" will be handled asynchronously [taskId:2106013]	Success	SendEventData	
05/09/2024 14:37:22	Start execution	Starting "PUBLISH" for background task 2106013: - TaskId[2106013] - EventType[PUBLISH] - UserId[15624042] - HashId[16489552] - ...	Success	None	
05/09/2024 14:37:23	Event handling started [Trisoft.InfoShare.Plugins.Background...	Start handling event PUBLISH [Trisoft.InfoShare.Plugins.BackgroundTasks.PublishProcess]	Success	Xml	
05/09/2024 14:37:23	Initializing publish plugin configuration	Conditionally filtering of the publish plugin configuration. See eventdata for the used product definition.	Success	Xml	
05/09/2024 14:37:24	Started publish process	Start publish process for "Dutch Holidays" v2, "CHM (Compiled Help)", "en": C:\InfoShare\DataORA19\Publish\Data\xbk4xq0v4ky\export. See eventdata for...	Success	Xml	

# Quick navigation link to the Events pages

# Quick navigation link

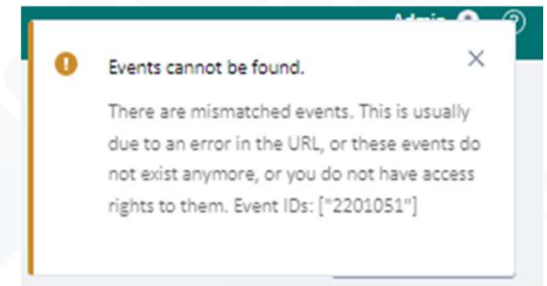
## Quick navigation link for:

- Selected event or events in the Events Overview
- Highlighted event in the Events Overview
- Action Details page
- Event actions only page

## Exceptions:

If non-existing eventType is provided in the URL, the event group fallback to "All events" value without any toast message

If the item that provided in URL wasn't found the warning toast message is shown; Item parameter removed from URL



# DEMO

# Translation Job



# Renewing legacy pages - Translation Job

## Objectives

- Converting ASP.NET technology to REACT
- Providing better performance and more user-friendly interfaces to users, ensuring consistent UX across Organize Space
- We designed new functionalities to meet customer requests collected through Community Ideas and PS interviews
  - UI tweaks to reduce the number of clicks to create a translation job
  - Ability to select object types for the translation
  - Component list of a translation job and statistics view
  - Workflow status update action of a translated object



# Business rules

## New field for Object types and business layer changes

- New field FISHTRANSJOBITEMTYPES is added to limit card types
  - Values are:
    - VTRANSJOBITEMTYPEMAP -> Map
    - VTRANSJOBITEMTYPETOPIC -> Topic
    - VTRANSJOBITEMTYPELIBRARY -> Library Topic
    - VTRANSJOBITEMTYPEIMAGE -> Image
    - VTRANSJOBITEMTYPEOTHER -> Other (Word, PDF,... )
- Source objects that are added to Translation Job must be of specified types
- If the Image type is selected, you need to pass the resolution
- To handle legacy case we set the FISHTRANSJOBITEMTYPES field to all types if the value is not specified
  - This means that Image resolution should be specified
- These validations are applied on the business layer, therefor OpenAPI and API25 are affected

+ Add new translation job ×

General **Object types** Languages Confirmation

Select the types of object you want to translate \*

- ☒ Select all
  - ☒ Image
  - ☒ Library topic
  - ☒ Map
  - ☒ Other (Word, PDF,...)
  - ☒ Topic

Image resolutions \*

(No value selected yet. You should select one from the list) ▼

☐ Include items already sent to translation in another job

Step 2/4 < Back Next > Cancel

# Translation Jobs validations for language, workflow and template

- Check the selected Language-Workflow combination is available in the template
- FISHTRANSJOBTYPE
  - If the field FISHTRANSJOBTYPE is set, check that it matches the selected template
  - If the field FISHTRANSJOBTYPE is not set, set the field with the correct template type
- FISHTRANSJOBALIAS
  - If the field FISHTRANSJOBALIAS is set, check that it matches the selected template
  - If the field FISHTRANSJOBALIAS is not set, set the field with the correct template alias
- FISHTRANSJOBSRCLNG should be aligned with the source language on the translation template
- These validations are applied on the business layer, therefore OpenAPI and API25 are affected



# Translation jobs: removing legacy

- ReadAccess and WriteAccess for individual Translation Jobs
- WriteAccess and ReadAccess have been removed from the create method in the business layer, as they were not used before.
- For backward compatibility and not breaking existing calls against API25, these parameters are accepted but not passed to the business method.



# Translation jobs business rules

- Create & Update action
  - Translation Job can be created or updated by the user with Administrative privilege or Translation Management privilege
  - Translation Job can be updated only in Definition state
- Adding and removing source objects
  - Source objects can be added or removed to/from Translation Job only in definition state
- Send to translation action
  - Translation Job can be sent to translation only in definition state
  - Translation Job can not be sent to translation without source objects
  - The required date and time for a Translation Job must be a future date and time when sending to translation





# Translation jobs: business rules and feature changes

- Retry action
  - Requires Administrative privilege or Translation management privilege
  - Applicable when Translation Job is in “Failed state”
    - Expanding failed
    - Resolving failed
    - Sending to translation failed
    - Retrieving failed
    - Cancellation failed
    - Items roll back failed
    - Translation Job roll back failed
- Cancel action
  - Requires Administrative privilege or Translation management privilege
  - Cancel is not allowed for released states:

valueId	Value
VTRANSJOBSTATUSCANCELLED	Cancelled
VTRANSJOBSTATUSCOMPLETED	Completed
VTRANSJOBSTATUSCOMPLETEDWITHWARNINGS	Completed with warnings
VTRANSJOBSTATUSEXPORTCOMPLETED	Export completed
VTRANSJOBSTATUSEXPORTCOMPLETEDWITHWARNINGS	Export completed with warnings



## Translation jobs: business rules and feature changes

- Delete action
  - Translation Job can be deleted by the user with Administrative privilege or Translation Management privilege when it is in final state like Succeeded or Failed and in Definition
    - Definition
    - ExportCompleted
    - ExportCompletedWithWarnings
    - Completed
    - CompletedWithWarnings
    - Cancelled
  - For all other states you need Administrative privilege





# New Translation Job XML Settings

# New Translation Job XML Settings

## Purpose:

To improve UX around managing translated content. It is used in the Organize Space.

## It contains:

- Statuses list
- Possible status transitions for each item type
- Language groups (translatable) – *to provide an ability for custom grouping, for instance, some kind of linguist group (European, Asian, ...)*

## Restrictions:

Only Administrators and users with Translation Settings Privilege can access and update it

# Default Translation Job XML Settings

The screenshot displays the Tridion Docs 'XML Settings' page. The top navigation bar includes 'Tridion Docs', 'Content', 'Publication Hub', 'Metrics', 'Events', 'Settings', and a user profile 'Billy Bootcamp'. Below this, the 'XML Settings' section is active, showing a list of settings: 'AI Assistant', 'Background Tasks', 'Change Tracker', 'Collective Spaces', 'Delete Plug-ins', 'Events', 'Extensions', 'Inboxes', 'Metrics', 'Publish Plug-ins', 'Reports', 'Statuses', 'Taxonomies', and 'Translation Jobs'. The 'Translation Jobs' setting is selected, revealing an XML editor. The editor contains the following XML code:

```
1 <infoShareTranslationJobsConfig version="1.0">
2 <!--
3   <transitionStatistic>
4     <status id="VSTATUSINTRANSLATION" />
5     <status id="VSTATUSTRANSLATIONINREVIEW" />
6     <status id="VSTATUSTRANSLATED" />
7     <status id="VSTATUSTRANSLATIONREJECTED" />
8     <status id="VSTATUSRELEASED" />
9   </transitionStatistic>
10  <transitionGroups>
11    <transitionGroup id="commonTransitions">
12      <statusTransition from="VSTATUSTRANSLATIONINREVIEW" to="VSTATUSTRANSLATED" />
13      <statusTransition from="VSTATUSTRANSLATIONINREVIEW" to="VSTATUSTRANSLATIONREJECTED" />
14      <statusTransition from="VSTATUSTRANSLATED" to="VSTATUSRELEASED" />
15    </transitionGroup>
16  </transitionGroups>
17  <transitions>
18    <transition ISHType="ISHMasterDoc" transitionGroup="commonTransitions"/>
19    <transition ISHType="ISHModule" transitionGroup="commonTransitions"/>
20    <transition ISHType="ISHLibrary" transitionGroup="commonTransitions"/>
21    <transition ISHType="ISHIllustration" transitionGroup="commonTransitions"/>
22    <transition ISHType="ISHTemplate" transitionGroup="commonTransitions"/>
23  </transitions>
24  <languageGroups>
25    <group id="europe">
26      <label resourceRef="TranslationJobsConfig.LanguageGroups.Europe.Label">European languages</label>
27      <description resourceRef="TranslationJobsConfig.LanguageGroups.Europe.Description">Group with European languages</description>
28      <language id="VLANGUAGEDE" />
29      <language id="VLANGUAGEFR" />
30      <language id="VLANGUAGEIT" />
31      <language id="VLANGUAGEES" />
32    </group>
33    <group id="APAC">
34      <label resourceRef="TranslationJobsConfig.LanguageGroups.APAC.Label">Asia Pacific languages</label>
35      <description resourceRef="TranslationJobsConfig.LanguageGroups.APAC.Description">Group with Asia Pacific languages</description>
36      <language id="VLANGUAGEZH" />
37      <language id="VLANGUAGEJA" />
38      <language id="VLANGUAGEKO" />
39      <language id="VLANGUAGEHI" />
40    </group>
41  </languageGroups>
42 </infoShareTranslationJobsConfig>
```

# Add new Translation Job

# Add new translation job

Tridion Docs

Content

Publication Hub

Metrics

Events

Settings

Andriy Zhidko

Structured ContentInboxSearchTranslation jobs

Translation jobs

+ Add new job

Filter items

Filters

Name

Status

Target languages

Sent out by

Sort by: (None)

NAME	STATUS	PROGRESS	TARGET LANGUAGES	SENT OUT BY	REQUIRED DATE	DATE CREATED
<input type="checkbox"/> Validate update	Completed	14/14	de-de, fr-fr, nl-nl, ru-ru	Andriy Zhidko	4/23/2025 12:00:00 AM	4/22/2025 12:11:26 PM
<input type="checkbox"/> Deployment	Completed	172/172	de-de, fr-fr, nl-nl, ru-ru	Andriy Zhidko	4/17/2025 12:00:00 AM	4/16/2025 6:15:52 PM
<input type="checkbox"/> Validate deployment	Completed	43/43	de-de, fr-fr, nl-nl, ru-ru	Andriy Zhidko	4/9/2025 12:00:00 AM	4/8/2025 12:33:59 PM
<input type="checkbox"/> EL DEMO	Definition		de-de, nl-nl, ru-ru	admin	1/25/2025 6:05:00 AM	1/22/2025 5:04:25 PM
<input type="checkbox"/> Demo pub	Definition		de-de, fr-fr, nl-nl, ru-ru	Gizem Karabulut	12/13/2024 1:00:00 AM	12/3/2024 6:02:33 PM
<input type="checkbox"/> Publication A	Definition		de-de, fr-fr, nl-nl, ru-ru	Gizem Karabulut	12/12/2024 1:00:00 AM	12/2/2024 9:58:41 PM
<input type="checkbox"/> Assembly guide V12	Definition		de-de, es-es, et-ee, fr-ca, fr-fr, hu-hu, it-it, ja-jp, ko-kr, L...	Gizem Karabulut	11/24/2024 1:00:00 AM	11/29/2024 11:24:42 AM
<input type="checkbox"/> Test tj	Definition		de-de, fr-fr, nl-nl, ru-ru	admin	12/13/2024 1:00:00 AM	11/29/2024 11:08:37 AM
<input type="checkbox"/> L1 Studio workbook Ukrainian	Definition		uk-ua	Madalina Manolache	6/12/2024 3:00:00 AM	6/11/2024 5:29:36 PM

Add new job button opens a 4 steps wizard to create a translation job

# Wizard – Step 1

+ Add new translation job

1

2

3

4

GeneralObject typesLanguagesConfirmation

Name \*

Description

Required date \*

Select a date and time

Translation requested by \*

Andriy Zhidko

Translation comments

Step 1/4

Next >

Cancel

New form for the General TranslationJob properties -  
Trisoft.InfoShare.Forms.CreateTranslationRequestForm

```
<ishfrm id="Properties_Create_ISHTranslationJob_General" ref="Trisoft.InfoShare.Forms.TranslationJobGeneralPrope
<ishfrm id="Properties_Update_ISHTranslationJob_General" ref="Trisoft.InfoShare.Forms.TranslationJobGeneralPrope
<ishfrm id="Trisoft.InfoShare.Forms.TranslationJobGeneralPropertiesForm">
  <ishfrmfield name="TranslationJobNameField" ishfieldref="FNAME" level="none">
    <label resourceref="TranslationJob.FNAME.Label">&Name</label>
    <description resourceref="TranslationJob.FNAME.Description">The name of the translation job.</description>
    <typetext />
    <mandatory />
  </ishfrmfield>
  <ishfrmfield name="TranslationJobDescriptionField" ishfieldref="FDESCRIPTION" level="none">
    <label resourceref="TranslationJob.FDESCRIPTION.Label">&Description</label>
    <description resourceref="TranslationJob.FDESCRIPTION.Description">The description of the translation job.</
    <typemultilinetext />
  </ishfrmfield>
  <ishfrmfield name="TranslationJobRequiredDateField" ishfieldref="FISHTRANSJOBREQUIREDDATE" level="none" ishfi
    <label resourceref="FISHTRANSJOBREQUIREDDATE.Label">Required &date</label>
    <description resourceref="FISHTRANSJOBREQUIREDDATE.Description">The translation job due date.</description>
    <typedate />
    <mandatory />
  </ishfrmfield>
</ishfrm>
```

New form for the data to set on the translation language content objects -  
Properties\_Create\_ISHTranslationJob\_SetDocumentObjectLanguageLevel

```
<ishfrm id="Trisoft.InfoShare.Forms.CreateTranslationRequestForm" ref="Trisoft.InfoShare.Forms.
<ishfrm id="Properties_Create_ISHTranslationJob_SetDocumentObjectLanguageLevel" ref="Trisoft.In
<ishfrm id="Properties_Update_ISHTranslationJob_SetDocumentObjectLanguageLevel" ref="Trisoft.In
<ishfrm id="Trisoft.InfoShare.Forms.TranslationSetTargetLanguageDocumentObjectPropertiesForm">
  <!-- Only fields of the level "lng" are allowed in the "Trisoft.InfoShare.Forms.TranslationSe
  <ishfrmfield name="TranslatorField" ishfieldref="FTRANSLATOR" level="lng">
    <label resourceref="Translation.FTRANSLATOR.Label">Translation &requested by</label>
    <description resourceref="Translation.FTRANSLATOR.Description">The value to set for the Tra
    <typepulldown>
      <valuelist ref="ActiveTranslatorList" />
    </typepulldown>
    <mandatory />
    <value overwrite="yes" ishcondition="ChangeMode = 'Create!'">
      <var name="currentusername" />
    </value>
  </ishfrmfield>
  <ishfrmfield name="CommentsField" ishfieldref="FCOMMENTS" level="lng">
    <label resourceref="Translation.FCOMMENTS.Label">Translation &comments</label>
    <description resourceref="Translation.FCOMMENTS.Description">The value to set for the Comme
    <typemultilinetext />
  </ishfrmfield>
</ishfrm>
```

# Wizard – Step 2

+ Add new translation job

General Object types Languages Confirmation

Select the types of object you want to translate \*

- ☒ Select all
  - ☒ Image
  - ☒ Library topic
  - ☒ Map
  - ☒ Other (Word, PDF,...)
  - ☒ Topic

Image resolutions \*

High

☒ Include items already sent to translation in another job

Are you sure? Selecting this option will result in duplicate items for your translation team. Only select this option in an emergency scenario, for example, because some translation objects are already in a translation job with a later required date than this job. If you are unsure whether to select this option, do not select it.

Step 2/4

< Back Next > Cancel

The fields shown on the step 2 are hardcoded, so they can't be configured in metadataConfig.xml

The types that you select here are the ones that will be translated.

Note that you will still be able to select Publications, but only the items in the publication that adhere to the selected types will be included in the Translation Job.

This warning will only be shown when the checkbox is checked



# Wizard – Step 3 – Languages (1)

- The step has 3 mandatory fields:
  - Source language
  - Translation template
  - Language | Workflow
- Language | Workflow component contains the message, that you need first to select source language and translation template to see a list of languages and workflows

The screenshot shows a wizard window titled '+ Add new translation job' with a close button (X) in the top right corner. At the top, there is a progress bar with four steps: 'General' (checked), 'Object types' (checked), 'Languages' (active, highlighted with a green circle and number 3), and 'Confirmation' (numbered 4). Below the progress bar, there are three mandatory fields, each with a red asterisk: 'Source language', 'Translation template', and 'Language | Workflow'. The 'Source language' and 'Translation template' fields are dropdown menus with the placeholder text '(No value selected yet. You should select one from the list)'. The 'Language | Workflow' field is a larger area with a folder icon and a message: 'Select a source language and translation template to see a list of languages and workflows.' At the bottom of the wizard, there is a status bar showing 'Step 3/4' and three buttons: '< Back', 'Next >' (highlighted in teal), and 'Cancel'.

## Wizard – Step 3 – Languages (2)


- Each source language displays a specific set of available translation templates;
- Each translation template displays a specific set of available workflows and languages;
- If there is no template for the source language, the template list is empty;
- When the source language is changed, all other fields become empty;
- All field values are preserved when switching between steps;
- If any required field is left empty, the validation error is displayed.

Source language \*

it

Translation template \*

(No value selected yet. You should select one from the list)



No tags in the system contain the text you typed.  
Check your spelling or adjust your search to be less specific.

Translation template \*

(No value selected yet. You should select one from the list)

This is a mandatory field.

## Wizard – Step 3 – Languages (3)

- Workflow next to Select all will be applied to all languages if that workflow is available for the language.
- In this example 2 workflows were overridden (ru and de). The undo button next to them can be used to revert to the Select all's workflow
- Changing the Select all's workflow won't affect the overridden workflows
- Workflow selection for each language is mandatory to proceed to the next step

Translation template \*

TMS(TMS-cloud):Test Template

Language | Workflow \*

<input checked="" type="checkbox"/> Select all	default	
<input checked="" type="checkbox"/> ru	Automated Workflow	↶
<input checked="" type="checkbox"/> fr	default	↶
<input checked="" type="checkbox"/> de	Automated Workflow	↶
<input checked="" type="checkbox"/> nl	default	↶

Translation template \*

WS(WS-1):\_\_Trisoft\_IntegrationTest\_Client: \_\_Trisoft\_IntegrationTest\_ProjectType

Language | Workflow \*

<input checked="" type="checkbox"/> Select all	Trisoft Simple Translation Workflow	
<input checked="" type="checkbox"/> ar	Trisoft Simple Translation Workflow	↶
<input checked="" type="checkbox"/> zh	Trisoft Simple Translation Workflow	↶
<input checked="" type="checkbox"/> nl	Trisoft Simple Translation Workflow	↶
<input checked="" type="checkbox"/> fo	Trisoft Simple Translation Workflow	↶
<input checked="" type="checkbox"/> fi	Trisoft Simple Translation Workflow	↶
<input checked="" type="checkbox"/> fr		↶

# Wizard – Step 3 – Languages (3) – Language groups

- In the Settings > Translation Jobs you can define groups for languages
- These groups are used in UI only to make selection of languages and workflows easier
- If no groups are defined only the languages will be shown
- If groups are defined, all possible target languages of the template that do not belong to a group will be placed in a "(None)" group
- If one language is in multiple groups, selecting the language or workflow in one will also select it in the others

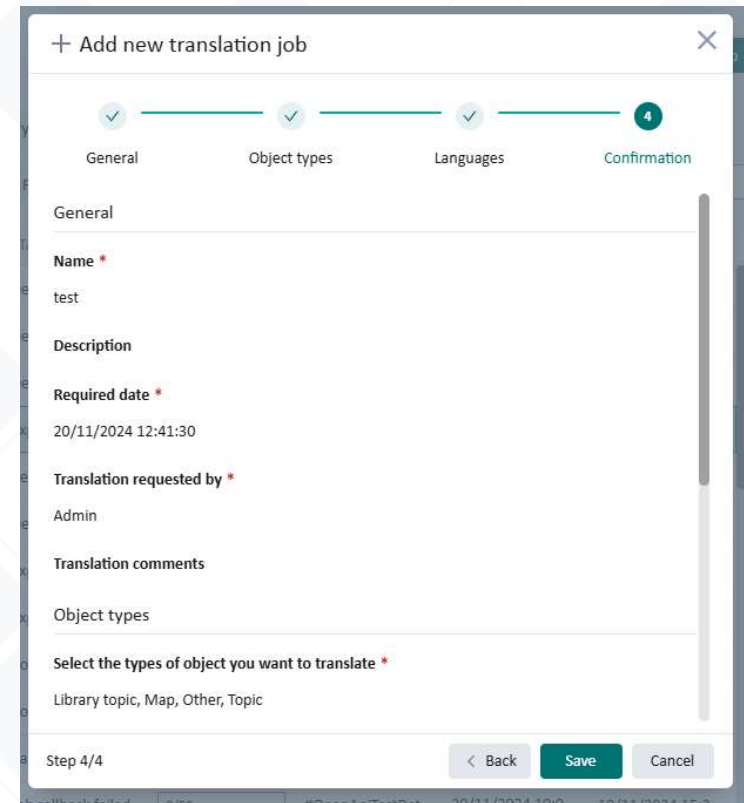
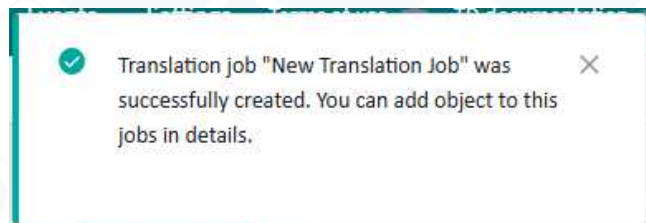
```
<languageGroups>
  <group id="europe">
    <label resourceRef="TranslationJobsConfig.LanguageGroups.Europe.Label">European languages</label>
    <description resourceRef="TranslationJobsConfig.LanguageGroups.Europe.Description">Group with
    <language id="VLANGUAGEDEDE" />
    <language id="VLANGUAGEFRFR" />
    <language id="VLANGUAGEIT-IT" />
    <language id="VLANGUAGEESES" />
  </group>
  <group id="APAC">
    <label resourceRef="TranslationJobsConfig.LanguageGroups.APAC.Label">Asia Pacific languages</label>
    <description resourceRef="TranslationJobsConfig.LanguageGroups.APAC.Description">Group with
    <language id="VLANGUAGEZHCN" />
    <language id="VLANGUAGEJAPN" />
    <language id="VLANGUAGEKO-KR" />
  </group>
</languageGroups>
```

## Language | Workflow \*

<input checked="" type="checkbox"/> Select all	Translation system default	▼
<input checked="" type="checkbox"/> European languages	Automated Workflow	▼ ↺
<input checked="" type="checkbox"/> de-de	Automated Workflow	▼ ↺
<input checked="" type="checkbox"/> fr-fr	Translation system default	▼ ↺
<input checked="" type="checkbox"/> (None)	Translation system default	▼ ↺
<input checked="" type="checkbox"/> nl-nl	Translation system default	▼ ↺
<input checked="" type="checkbox"/> ru-ru	Translation system default	▼ ↺

## Wizard – Step 4 - Confirmation

- All fields are read-only
- The step contains all the information from the previous steps
- Possible to return to any previous step and change the value
- Clicking Save button creates the translation job

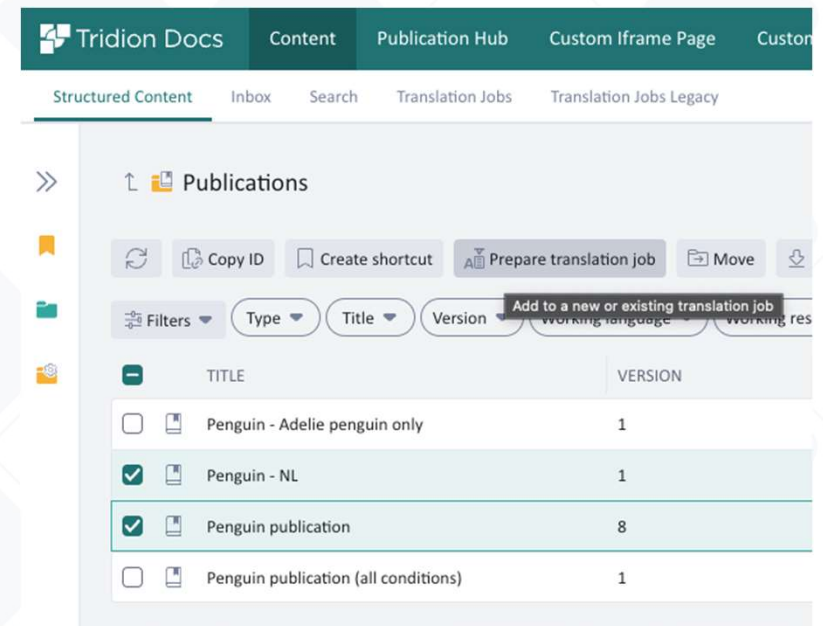
A screenshot of a web application window titled "Add new translation job". The window shows a progress bar at the top with four steps: General, Object types, Languages, and Confirmation (the current step, marked with a '4' in a circle). Below the progress bar, the "General" section is visible, containing fields for Name (test), Description, Required date (20/11/2024 12:41:30), Translation requested by (Admin), and Translation comments. Below this, the "Object types" section is visible, with a heading "Select the types of object you want to translate" and a list of options: Library topic, Map, Other, Topic. At the bottom, there are "Back", "Save", and "Cancel" buttons. The status bar at the very bottom shows "Step 4/4" and some technical logs.

# Prepare Translation Job



# Translation jobs – Add items to job from Structure Content

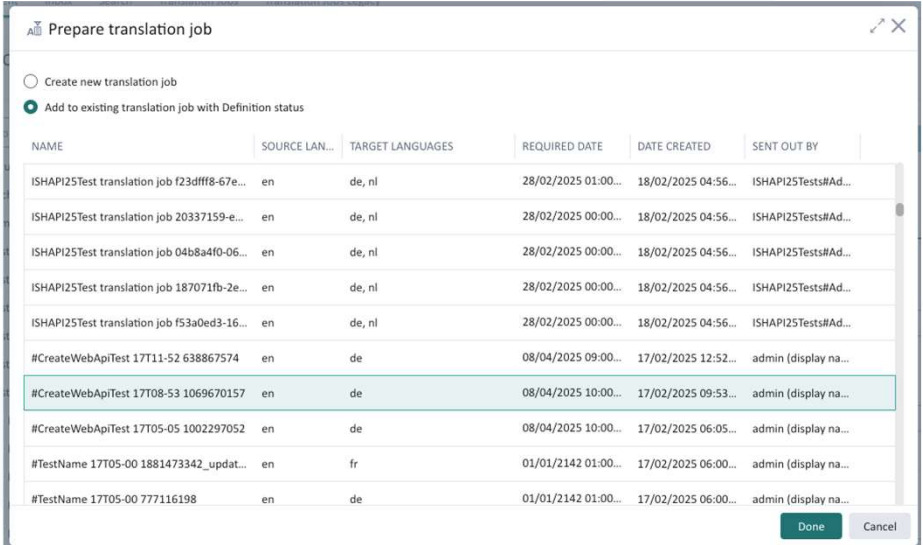
- User with Administrator or Translation Management privileges can add items to an existing or a new Translation Job from the Structure Content view
- Prepare translation job button is available for both publications and content objects
- Prepare translation job action supports single and multiple selection
- Items without version can't be added
- If selection contains not eligible items, only eligible items will be processed





# Translation jobs – Add items to job from Structure Content

- It is possible to select one of the existing translation jobs in **definition** state
  - After user click "Done" button, selected items from structure content will be added to the selected translation job
- It is possible to create a new translation job
  - After user click "Proceed" button, wizard will be opened to create a brand-new translation job
  - Selected items from structure content will be added automatically to the newly created translation job



NAME	SOURCE LANGUAGE	TARGET LANGUAGES	REQUIRED DATE	DATE CREATED	SENT OUT BY
ISHAPI25Test translation job f23dfff8-67e...	en	de, nl	28/02/2025 01:00...	18/02/2025 04:56...	ISHAPI25Tests#Ad...
ISHAPI25Test translation job 20337159-e...	en	de, nl	28/02/2025 00:00...	18/02/2025 04:56...	ISHAPI25Tests#Ad...
ISHAPI25Test translation job 04b8a4f0-06...	en	de, nl	28/02/2025 00:00...	18/02/2025 04:56...	ISHAPI25Tests#Ad...
ISHAPI25Test translation job 187071fb-2e...	en	de, nl	28/02/2025 00:00...	18/02/2025 04:56...	ISHAPI25Tests#Ad...
ISHAPI25Test translation job f53a0ed3-16...	en	de, nl	28/02/2025 00:00...	18/02/2025 04:56...	ISHAPI25Tests#Ad...
#CreateWebApiTest 17T11-52 638867574	en	de	08/04/2025 09:00...	17/02/2025 12:52...	admin (display na...
#CreateWebApiTest 17T08-53 1069670157	en	de	08/04/2025 10:00...	17/02/2025 09:53...	admin (display na...
#CreateWebApiTest 17T05-05 1002297052	en	de	08/04/2025 10:00...	17/02/2025 06:05...	admin (display na...
#TestName 17T05-00 1881473342_updat...	en	fr	01/01/2142 01:00...	17/02/2025 06:00...	admin (display na...
#TestName 17T05-00 777116198	en	de	01/01/2142 01:00...	17/02/2025 06:00...	admin (display na...

# Translation jobs – Add items to job from Structure Content

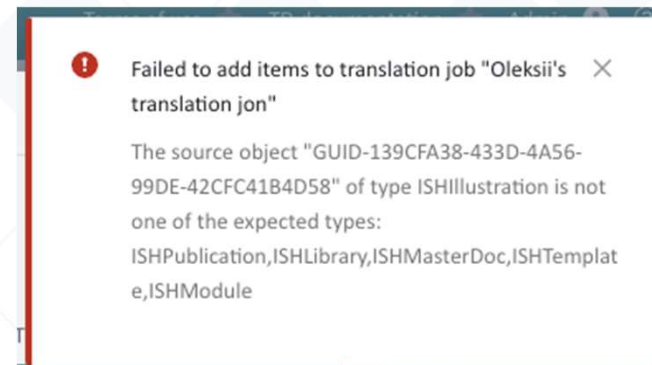
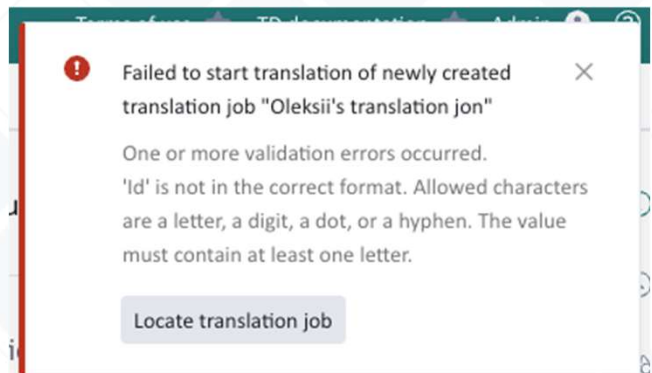
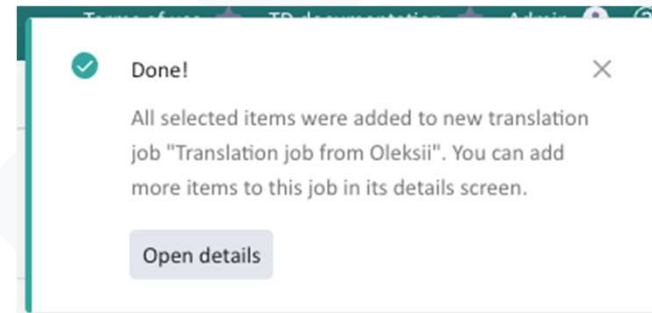
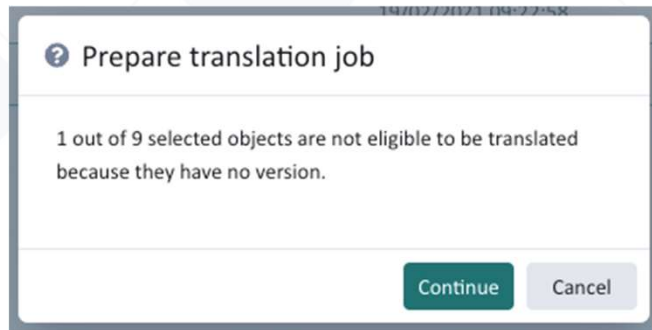
There are some differences comparing to adding translation job from Translation Job view:

- It is possible to see selected source items at confirmation step
- It is possible to save and send translation job to the translation

The screenshot shows a dialog box titled '+ Add new translation job' with a close button (X) in the top right corner. The progress bar at the top indicates four steps: General, Object types, Languages, and Confirmation (Step 4/4). The Confirmation step is active, showing a checkbox for 'Include items already sent to translation in another job' which is unchecked. Below this, the 'Languages' section is visible, showing 'Source language' as 'en'. The 'Translation template' is set to 'TMS(TMS-cloud):Test Template'. The 'Language | Workflow' section lists three options: 'de' (Translation system default), 'fr' (Translation system default), and 'nl' (Translation system default). The 'Selected source items' section lists two items: 'MY brand new publication v.1' and 'EL Penguin test pub v.2'. At the bottom, there are four buttons: '< Back', 'Save', 'Save and start translation', and 'Cancel'. The 'Step 4/4' label is also present at the bottom left of the dialog.

# Translation jobs – Add items to job from Structure Content

Depends on situation user interface will ask for confirmation or suggest to open details or locate newly created translation job or simply shows what is going wrong.



# Prepare translation job summary

- Prepare translation job button is available for both publications and content objects
- The button is available only for the users with System Administrator or Translation Management privilege
- The button is available for single and bulk selection
- The dialog has the options to either create a new translation job (selected by default) or add the items to an existing translation job in Definition status
- If there are no existing translation jobs in Definition status, clicking Prepare translation job button opens Add new translation job modal directly, showing information toast message explaining this scenario
  - You can then proceed to a wizard to finalize creation of a new translation job
- If translation jobs in Definition status are available, Prepare translation job modal dialog is shown first
- The table with the existing translation jobs is disabled until you select an option to add the items to one of these jobs
- The table only shows the jobs in Definition status as the other statuses prevent the jobs from being modified
- The table is customizable via MetadataConfig.xml  
`<ishlist id="Trisoft.InfoShare.Forms.TranslationJobSimpleListControl">`

# Translation Job properties and editing process

# Edit a Translation Job

File System Export Test

General Properties

Name \*

File System Export Test

Description

Required date \*

19/12/2024 12:44:05

Translation requested by \*

Admin

Translation comments

Demo pub

Object type properties

Select the types of object you want to translate \*

☒ Select all

☒ Image

☒ Library topic

☒ Map

☒ Other (Word, PDF,...)

☒ Topic

Image resolutions \*

High X Low X

☒ Include items already sent to translation in another job

Are you sure? Selecting this option will result in duplicate items for your translation team. Only select this option in an emergency scenario, for example, because some translation objects are already in a translation job with a later required date than this job. If you are unsure whether to select this option, do not select it.

File System Export Test

Language Properties

Source language \*

en

Translation template \*

FS:File System Export (en)

Language | Workflow \*

☒ Select all

default

☐ aa

☒ ab

☐ af

☐ am

☐ ar

☐ as

☐ ay

# Translation job properties – Language groups

- In the Settings > Translation Jobs you can define groups for languages
- These groups are used in UI only to make selection of languages and workflows easier
- If no groups are defined only the languages will be shown
- If groups are defined, all possible target languages of the template that do not belong to a group will be placed in a "(None)" group
- If one language is in multiple groups, selecting the language or workflow in one will also select it in the others

```
<languageGroups>
  <group id="europe">
    <label resourceRef="TranslationJobsConfig.LanguageGroups.Europe.Label">European languages</label>
    <description resourceRef="TranslationJobsConfig.LanguageGroups.Europe.Description">Group with
    <language id="VLANGUAGEDEDE" />
    <language id="VLANGUAGEFRFR" />
    <language id="VLANGUAGEIT-IT" />
    <language id="VLANGUAGEESES" />
  </group>
  <group id="APAC">
    <label resourceRef="TranslationJobsConfig.LanguageGroups.APAC.Label">Asia Pacific languages</label>
    <description resourceRef="TranslationJobsConfig.LanguageGroups.APAC.Description">Group with
    <language id="VLANGUAGEZHCH" />
    <language id="VLANGUAGEJAPN" />
    <language id="VLANGUAGEKO-KR" />
  </group>
</languageGroups>
```

## Language | Workflow \*

<input checked="" type="checkbox"/> Select all	Translation system default	▼
<input checked="" type="checkbox"/> European languages	Automated Workflow	▼ ↺
<input checked="" type="checkbox"/> de-de	Automated Workflow	▼ ↺
<input checked="" type="checkbox"/> fr-fr	Translation system default	▼ ↺
<input checked="" type="checkbox"/> (None)	Translation system default	▼ ↺
<input checked="" type="checkbox"/> nl-nl	Translation system default	▼ ↺
<input checked="" type="checkbox"/> ru-ru	Translation system default	▼ ↺



# Translation job properties – Read only view

- For the read-only view we opted to not show the groups

## Language | Workflow \*

ru-ru	Translation system default
fr-fr	Translation system default
de-de	Automated Workflow
nl-nl	Translation system default

# Translation job properties – Workflow missing

- We cache the template/workflow and group settings in the browser per session
- Since the templates (and workflows per template) are stored and synced from the translation system they can change over time
- If a previously selected workflow is now not available anymore, an [INVALID] indication and error message is shown, so it can still be changed.

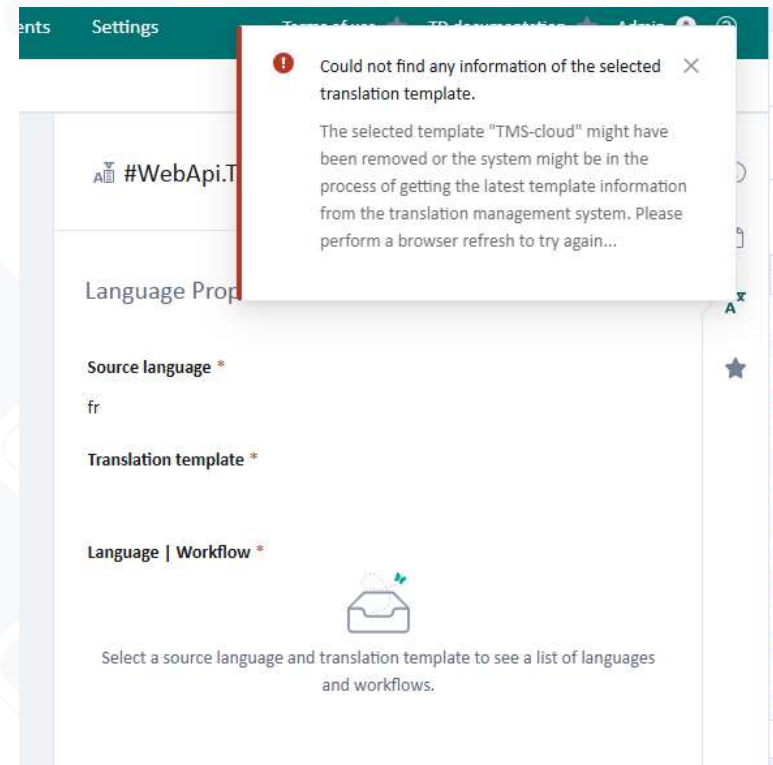
The screenshot shows a web interface for configuring translation jobs. It is titled "Language | Workflow \*". The interface is divided into three main sections: "Select all", "European languages", and "Custom group". Each section has a "default" dropdown menu and a refresh button. In the "European languages" section, the "fr" checkbox is checked, and its corresponding workflow dropdown shows "[INVALID] workflow1" with a red border. In the "Custom group" section, the "nl" checkbox is checked, and its corresponding workflow dropdown shows "[INVALID] workflow2" with a red border. Below the interface, a red error message states: "A valid workflow is mandatory for every selected language."

Language Group	Language	Workflow
Select all		default
European languages	de	
	fr	[INVALID] workflow1
	it	
	es	
	Asia Pacific languages	
	zh	
	ja	
	ko	
	hi	
Custom group	de	
	nl	[INVALID] workflow2

A valid workflow is mandatory for every selected language.

# Translation job properties – Template missing

- If a previously selected template is not in the list of Translation Templates anymore, a notification is shown.
- Note that while Translation Organizer is syncing with the Translation Management System, the list of templates might be temporarily empty.



# Translation jobs – Required date

Required dates before today are disabled while creating or updating a Translation job

+ Add new translation job

1 General 2 Object types 3 Languages 4 Confirmation

Name \*

Description

Required date \*

Select a date and time

<< < Feb 2025 > >>

Su	Mo	Tu	We	Th	Fr	Sa	00	00	00
26	27	28	29	30	31	1	01	01	01
2	3	4	5	6	7	8	02	02	02
9	10	11	12	13	14	15	03	03	03
16	17	18	19	20	21	22	04	04	04
23	24	25	26	27	28	1	05	05	05
2	3	4	5	6	7	8	06	06	06
							07	07	07
							08	08	08

Now

OK

Cancel

01/2025 13:33:43

01/2025 12:29:08

01/2025 12:22:40

<< < Apr 2025 > >>

1:00:00 AM

Su	Mo	Tu	We	Th	Fr	Sa	01	00	00	AM
30	31	1	2	3	4	5	02	01	01	PM
6	7	8	9	10	11	12	03	02	02	
13	14	15	16	17	18	19	04	03	03	
20	21	22	23	24	25	26	05	04	04	
27	28	29	30	1	2	3	06	05	05	
4	5	6	7	8	9	10	07	06	06	
							08	07	07	
							09	08	08	

Now

OK

12/13/2024 1:00:00 AM

Translation requested by \*

Dave De Meyer

Translation comments

Project number 12343

# Translation jobs – Displaying a default workflow

- Default workflow of Translation System is shown as default in root workflow select (instead of first from list previously)
  - For World Server -> "[NAME] (translation system default)"
  - For TMS -> "Translation system default"
  - For File Export -> "default"

The screenshot shows the 'Add new translation job' dialog box, specifically the 'Languages' step (Step 3/4). The dialog has a progress bar at the top with four steps: General, Object types, Languages (current), and Confirmation. Below the progress bar, there is a dropdown menu for 'TMS(Tms):Test Template'. The main section is titled 'Language | Workflow \*'. It contains a table with columns for language pairs and their corresponding workflows. The 'Select all' checkbox is checked. The language pairs listed are: European languages (de-de, fr-fr), Demo duplicate languages (de-de, fr-fr), and Demo duplicate languages2 (de-de, fr-fr). Each language pair has a dropdown menu for selecting a workflow, and all of them are set to 'Translation system default'. At the bottom, there are 'Back', 'Next', and 'Cancel' buttons.

Language   Workflow *
<input checked="" type="checkbox"/> Select all
<input checked="" type="checkbox"/> European languages
<input checked="" type="checkbox"/> de-de
<input checked="" type="checkbox"/> fr-fr
<input checked="" type="checkbox"/> Demo duplicate languages
<input checked="" type="checkbox"/> de-de
<input checked="" type="checkbox"/> fr-fr
<input checked="" type="checkbox"/> Demo duplicate languages2
<input checked="" type="checkbox"/> de-de
<input checked="" type="checkbox"/> fr-fr
<input checked="" type="checkbox"/> (None)

# Translation Jobs list

# List view

Tridion Docs

ContentPublication HubMetricsEventsSettings

Structured ContentInboxSearchTranslation jobs

Andriy Zhidko

Translation jobs

Filtering

Progress

Sorting

Filter Items

Filters

Name

Status

Target languages

Sent out by

NAME

STATUS

PROGRESS

TARGET LANGUAGES

SENT OUT BY

REQUIRED DATE

DATE CREATED

Validate update

Completed

14/14

de-de, fr-fr, nl-nl, ru-ru

Andriy Zhidko

4/23/2025 12:00:00 AM

4/22/2025 12:11:26 PM

Deployment

Completed

172/172

de-de, fr-fr, nl-nl, ru-ru

Andriy Zhidko

4/17/2025 12:00:00 AM

4/16/2025 6:15:52 PM

Validate deployment

Completed

43/43

de-de, fr-fr, nl-nl, ru-ru

Andriy Zhidko

4/9/2025 12:00:00 AM

4/8/2025 12:33:59 PM

EL DEMO

Definition

de-de, nl-nl, ru-ru

admin

1/25/2025 6:05:00 AM

1/22/2025 5:04:25 PM

Demo pub

Definition

de-de, fr-fr, nl-nl, ru-ru

Gizem Karabulut

12/13/2024 1:00:00 AM

12/3/2024 6:02:33 PM

Publication A

Definition

de-de, fr-fr, nl-nl, ru-ru

Gizem Karabulut

12/12/2024 1:00:00 AM

12/2/2024 9:58:41 PM

Assembly guide V12

Definition

de-de, es-es, et-ee, fr-ca, fr-fr, hu-hu, it-it, ja-jp, ko-kr, l...

Gizem Karabulut

11/24/2024 1:00:00 AM

11/29/2024 11:24:42 AM

Test tj

Definition

de-de, fr-fr, nl-nl, ru-ru

admin

12/13/2024 1:00:00 AM

11/29/2024 11:08:37 AM

L1 Studio workbook Ukrainian

Definition

uk-ua

Madalina Manolache

6/12/2024 3:00:00 AM

6/11/2024 5:29:36 PM

Warning for expired due date





# List view details

- Filtering
  - Includes fuzzy search
- Sorting
  - Default: Date created DESC
- Progress column states:
  - Empty in definition state
  - Calculating in expansion process
  - Progress bar in translation
- Quick navigation link
  - Includes active item, selected items and selected side panel
- Warning icon is displayed
  - If Required date is expired
  - Status of the translation job is something other than completed, cancelled or rolled back
- "There are no items to show" message if there are no translation jobs

# Translation jobs – Target languages

Tridion Docs

Content

Publication Hub

Custom Iframe Page

Custom page

Metrics

Events

Settings

Terms of use

TD documentation

Admin Display Name

Structured Content

Inbox

Search

Translation Jobs

Translation Jobs Legacy

Translation jobs

+ Add new job

Start translation

Cancel

Export as CSV

Delete

Filter items

Filters

Name

Status

Target languages

Sent out by

Sort by: (None)

NAME	STATUS	PROGRESS	TARGET LANGUAGES	SENT OUT BY	REQUIRED DATE	DATE CREATED
<input type="checkbox"/> #TestName 05T05-02 19084078...	Definition		fr	Admin Display Name	01/01/2142 01:00:00	05/02/2025 06:02:47
<input type="checkbox"/> #TestName 05T05-02 19122830...	Definition		de	Admin Display Name	01/01/2142 01:00:00	05/02/2025 06:02:47
<input checked="" type="checkbox"/> ISHAPI25Test translation job 1b...	Definition		de, fr, ja	ISHAPI25Tests#Ad...	27/06/2012 12:...	05/02/2025 05:36:01
<input type="checkbox"/> ISHAPI25Test translation job f25...	Definition		de, nl	ISHAPI25Tests#Ad...	27/06/2012 12:...	05/02/2025 05:35:59
<input type="checkbox"/> ISHAPI25Test translation job 11...	Definition		de, nl	ISHAPI25Tests#Ad...	27/06/2012 12:...	05/02/2025 05:35:58
<input type="checkbox"/> ISHAPI25Test translation job da...	Definition		de, nl	ISHAPI25Tests#Ad...	27/06/2012 12:...	05/02/2025 05:35:56
<input type="checkbox"/> ISHAPI25Test translation job 90...	Definition		de, nl	ISHAPI25Tests#Ad...	27/06/2012 12:...	05/02/2025 05:35:55
<input type="checkbox"/> ISHAPI25Test translation job 7d...	Definition		de, nl	ISHAPI25Tests#Ad...	27/06/2012 12:...	05/02/2025 05:35:53
<input type="checkbox"/> ISHAPI25Test translation job 46...	Definition		de, nl	ISHAPI25Tests#Ad...	27/06/2012 12:...	05/02/2025 05:35:52
<input type="checkbox"/> ISHAPI25Test translation job 01...	Definition		de, nl	ISHAPI25Tests#Ad...	27/06/2012 12:...	05/02/2025 05:35:52
<input type="checkbox"/> ISHAPI25Test translation job 89...	Definition		de, nl	ISHAPI25Tests#Ad...	27/06/2012 12:...	05/02/2025 05:35:50
<input type="checkbox"/> ISHAPI25Test translation job 0a...	Definition		de, nl	ISHAPI25Tests#Ad...	27/06/2012 12:...	05/02/2025 05:35:47
<input type="checkbox"/> ISHAPI25Test translation job cd...	Definition		de, nl	ISHAPI25Tests#Ad...	27/06/2012 12:...	05/02/2025 05:35:40

ISHAPI25Test translation job 1bdc5091-2e84-4

Language Properties

Source language \*  
en

Translation template \*  
FS:File System Export (en)

Language | Workflow \*

Select all

European languages

☒ de

☒ fr

☐ it

☐ es

Asia Pacific languages

☐ zh

☒ ja

☐ ko

default

default

default

default

default

# Translation jobs – Target languages

- New field has been added for translation job to indicate target languages of the translation job
  - Target languages is used in list & details view in Organize space.
- For newly created translation job
  - FISHTRANSJOBTARGETLANGUAGES will be populated automatically based on the chosen workflow language.
- For existing translation job
  - Database Upgrade Tool (DBUT) will run script to fill FISHTRANSJOBTARGETLANGUAGES field with language of the workflow
  - If the language label stored on the workflow does not match exiting language label DBUT script will skip filling the field for this translation job.

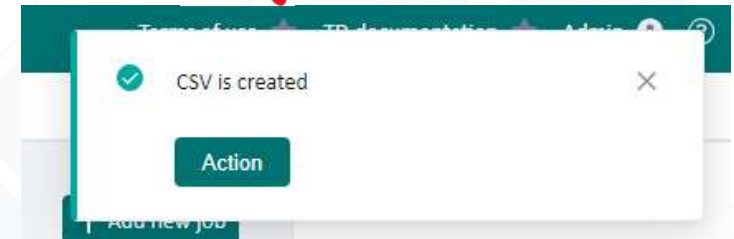
# Extension points

*ViewType* enum has been extended with an extra "TranslationJobs" entry that can be used to specify that extension should be visible in Translation Jobs view.

Translation Jobs view will have two extensions points:





- Action button
- Side panel

```
export const addTranslationJobsActionExtensions = (builder: ExtensionBuilder) => {
  builder.action.addExplorerAction<TranslationJob>(() => ({
    id: 'TranslationJobsList',
    tooltip: t(TranslatableTerms.ExportAsCsvTooltip),
    label: t(TranslatableTerms.ExportAsCsvLabel),
    icon: ExportAsCsvIcon,
    isVisible: ({ activeView }: ExplorerActionExtensionVisibilityConfiguration<TranslationJob>): boolean => {
      return activeView === ViewType.translationJobs;
    },
    hook: useExportForTranslationJobs,
  }));
};
```



# Extensions' documentation

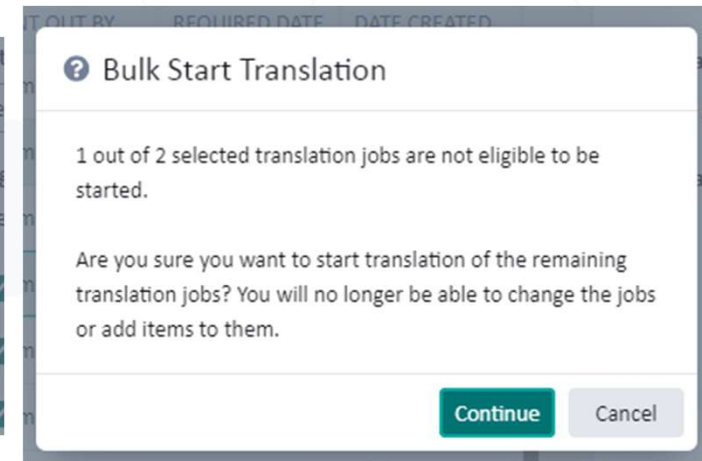
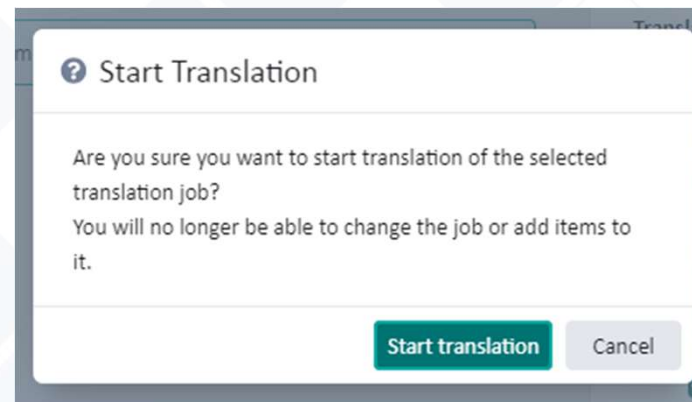
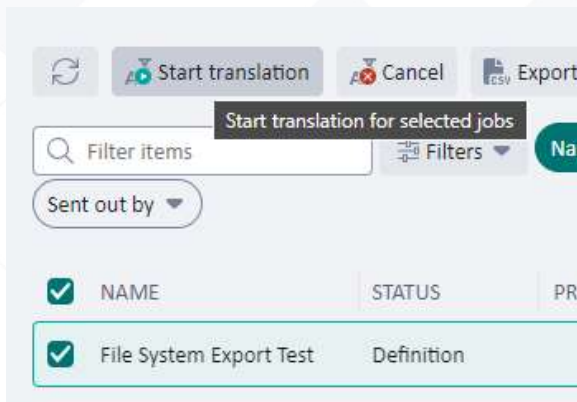
- Extension example application and documentation was updated according to the latest changes
  - New extension package will be available at <https://www.npmjs.com/package/@tridion-docs/extensions>

Extensions API & Extensions CLI	Details of the release	Tridion Docs		
		15.0.x	15.1.x	15.2.x
Release				
1.0.x	Initial release for extensibility in Organize Space. <a href="#">More details</a>			
2.0.x	Switch to NSwag Open API client generator. Added support for Publication Hub Projects. <a href="#">More details</a>			
2.1.x	Added the possibility of specifying a long label for action buttons. Added support for Translation Jobs			

# Translation Job actions

# Start translation of a Translation Job

- A button is available for jobs in Definition status (dictated by HATEOAS links)
- Both a single and a batch operation are supported
  - Button for a batch operation is available if a translation of at least one job out of selected can be started
  - Only translations of the eligible jobs out of selected are started
- Confirmation from a user is needed





# Translation jobs – Event actions

Refresh Cancel Event actions Export as CSV Delete

Filter items **Show event actions for selected job** Filters Name Status Target languages Sent out by

NAME	STATUS	PROGRESS	TARGET LA
✓ 操作手册 - 逐步指南	Export completed	10/10	de, fr

Event actions Show verbose

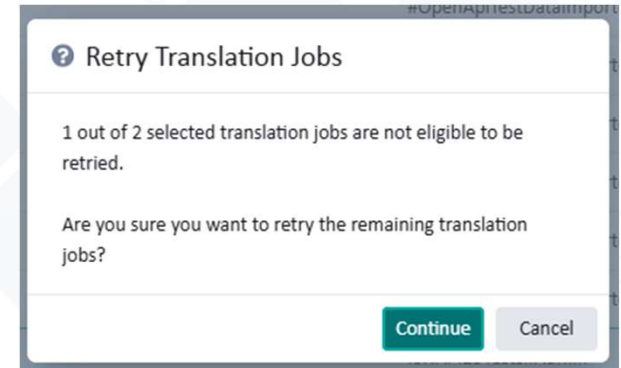
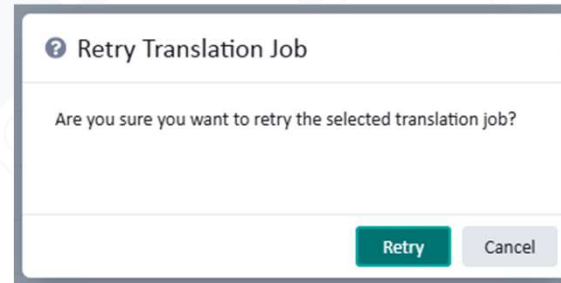
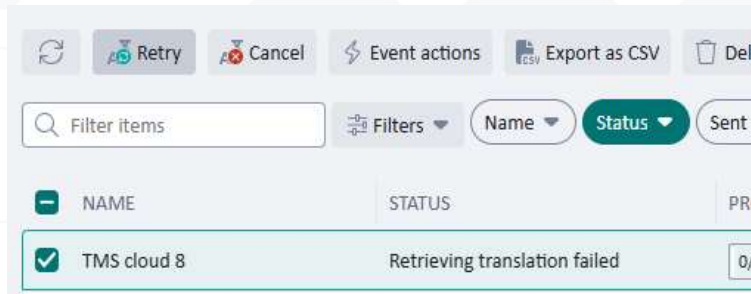
Refresh

Filter items Filters Action Description Status Data type Data size Sort by: (None)

DATE CREATED	ACTION	DESCRIPTION	STATUS	DATA TYPE
04/02/2025 21:30:31	Start execution	Start processing of the translation job '操作手册 - 逐步指南': TranslationJobId[GUID-ADD3FF27-85C3-4B8D-BEB6-B5E2965CF5F2] - TranslationJobRef[11076184] - Description[] - SourceLanguage[zh] - ...	✓ Success	None
04/02/2025 21:30:31	Expanding started.	Started expanding the translation job.	✓ Success	None
04/02/2025 21:30:32	Push translation started.	Started the new push translation for the next batch, see event 'CREATETRANSLATIONFROMLIST MECDEV14QA01 20250204193032468 1875562402'.	✓ Success	String

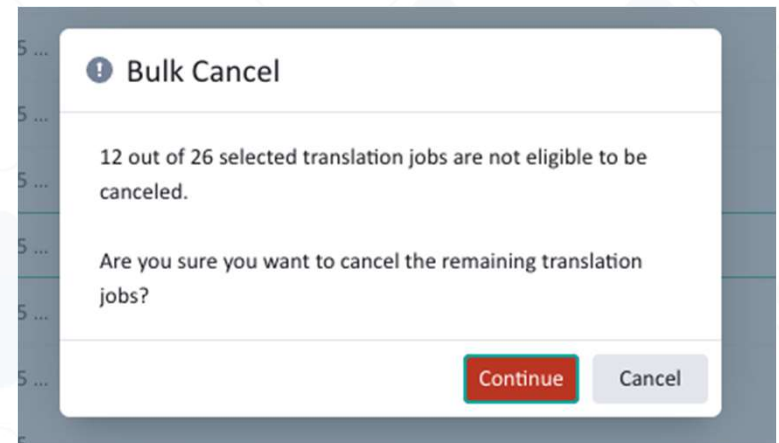
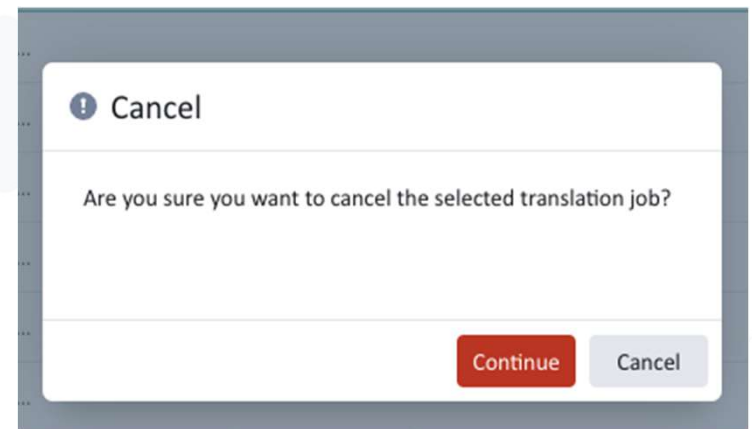
# Translation Job — Retry

- A button is available only for jobs in [certain statuses](#) (dictated by HATEOAS links)
- Both a single and a batch operation are supported
  - Button for a batch operation is available if retry of at least one job out of selected batch is allowed
  - Retry is only started for the eligible jobs out of selected batch
- Confirmation from a user is needed
- Both System Administrator and Translation Management privileges allow retry action



# Translation jobs - Cancel

- We support both single and bulk operations
- Allowed actions are calculated based on HATEOAS links
- Cancel is not available for Released statuses



Translation jobs

Cancel Export as CSV Delete

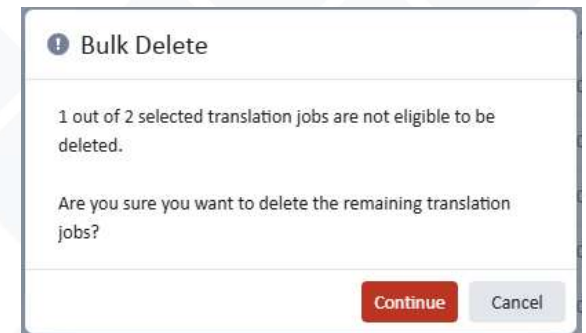
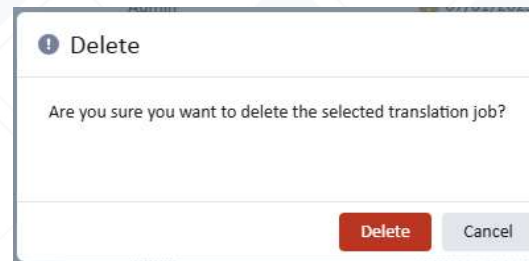
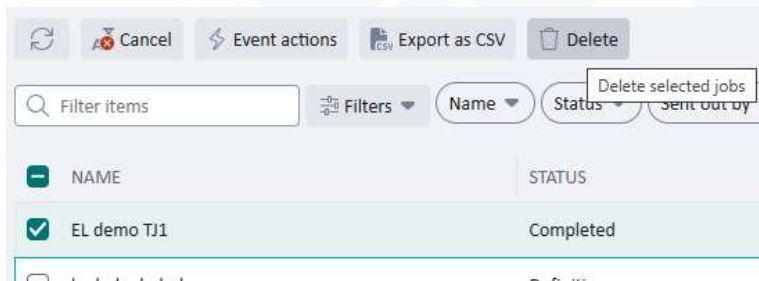
Filter items Filters Name Status Sort by:

Target languages Sent out by

	NAME	STATUS	PROGRESS	TARGET LAN...	SENT OUT BY	REQUIREC
<input type="checkbox"/>	EL TJ5	Ready for tra...	Calculating...	de, es, fr, it	Admin	27/02/20...
<input type="checkbox"/>	EL TJ4	Ready for tra...	Calculating...	de, fr, nl, ru	Admin	28/02/20...
<input type="checkbox"/>	O1	Ready for tra...	Calculating...	aa, ab, af, a...	Admin	23/02/20...
<input type="checkbox"/>	UIAutoTJ-13...	Ready for tra...	Calculating...	de	Translation ...	19/02/20...
<input checked="" type="checkbox"/>	ON_NOT_RE...	Definition		de, fr, nl, ru	Admin	18/02...

# Delete a Translation Job

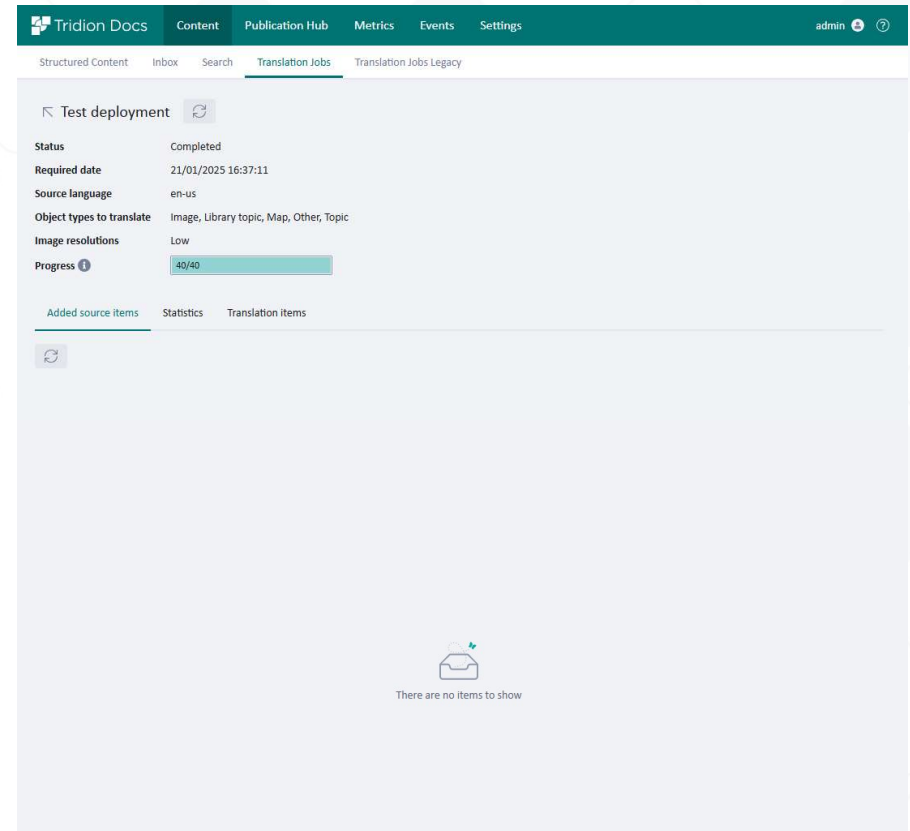
- User with Administrative privilege can delete translation job with any status
- For user with Translation Management privilege Delete button is available only for jobs in a certain status
- Both a single and a batch operation are supported
  - Button for a batch operation is available if a translation of at least one job out of selected can be deleted
  - Only deletion of the eligible jobs out of selected are started
- Confirmation from a user is needed



# Translation Job details view

# Translation Job — Details view

- Double-clicking translation job in the list view opens job details
- Details view shows:
  - metadata of the job
  - Source Items
  - Statistics
  - Translation Items
- URL can be used for a quick navigation (but not for the sub-tab level)



# Translation Job details view: Add source items



# Translation jobs - Source items – Add items

- Only possible when job status is “Definition” and user is allowed to update the job
- Allowed types are selected object types to translate and publication

**Status** Definition

**Required date** ! 18/02/2025 17:06:48

**Source language** en

**Target languages** de, fr, nl, ru

**Object types to translate** Image, Library topic, Map, Other, Topic

**Image resolutions** High, ISHAPI25Tests#'Low, Lov' one, Low, Master, Mult

**Progress** ⓘ

**Added source items** Statistics Translation items

**+ Add items to job**

**Filters** Type Title Version

**My Favorites**

Locate an object by identifier

**General**

- > \_ISHRemote
- > \_AutoTestTemp015
- > \_AutoTestTemp062
- > \_AutoTestTemp094
- > \_AutoTestTemp096
- > \_AutoTestTemp097
- > \_AutoTestTemp098
- > \_AutoTestTemp113
- > \_AutoTestTemp115
- > \_AutoTestTemp117
- > \_AutoTestTemp118
- > \_AutoTestTemp120

Filter	TITLE	VERSION	DATE MODIFIED
<input checked="" type="checkbox"/>	myshortcuts		02/08/2024 14:14:37
<input checked="" type="checkbox"/>	TS-11798		12/10/2016 19:32:11
<input checked="" type="checkbox"/>	Brouwerij 't IJ	1	19/11/2024 09:47:27
<input checked="" type="checkbox"/>	DITA 1.2 PDF about topic-element	1	21/10/2016 20:37:11
<input checked="" type="checkbox"/>	Emperor penguin (diff resolutions)	5	10:17:49
<input checked="" type="checkbox"/>	FIESTA 13/06/2012 - 06/01/2013 Owner's ...	6	1:58:28
<input checked="" type="checkbox"/>	Listening to the radio	1	1:52:02
<input checked="" type="checkbox"/>	logo	1	1:20:04

**Allowed item type(s):**

- ☐ Image
- ☐ Library
- ☐ Map
- ☐ Binary file
- ☐ Topic
- ☒ Publication

Show constraints Add Close

# Translation jobs details - Source items list

- Custom metadata can be added with logical or version fields

```
<ishlist id="Trisoft.InfoShare.Forms.TranslationJobSourceItemListControl" defaultsort="TitleField" default  
<ishlistfield name="TitleField" ishfieldref="FTITLE" level="logical">  
  <label resourceref="FTITLE.Text">Title</label>  
  <alignment>left</alignment>  
  <allowfilter />  
  <sortable />  
  <width>32</width>  
</ishlistfield>  
<ishlistfield name="VersionField" ishfieldref="VERSION" level="version" ishfielddatatype="typeversion">
```

Added source items   Statistics   Translation items

Filters Type Title Version

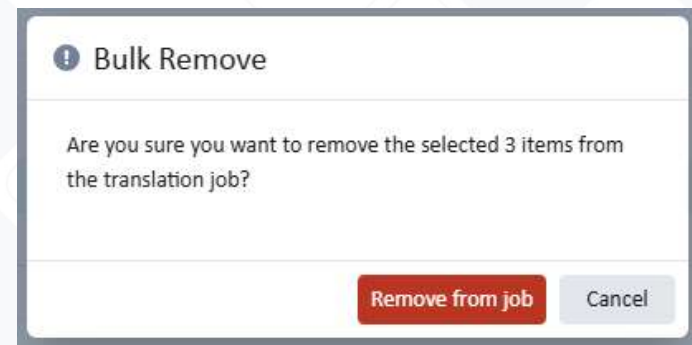
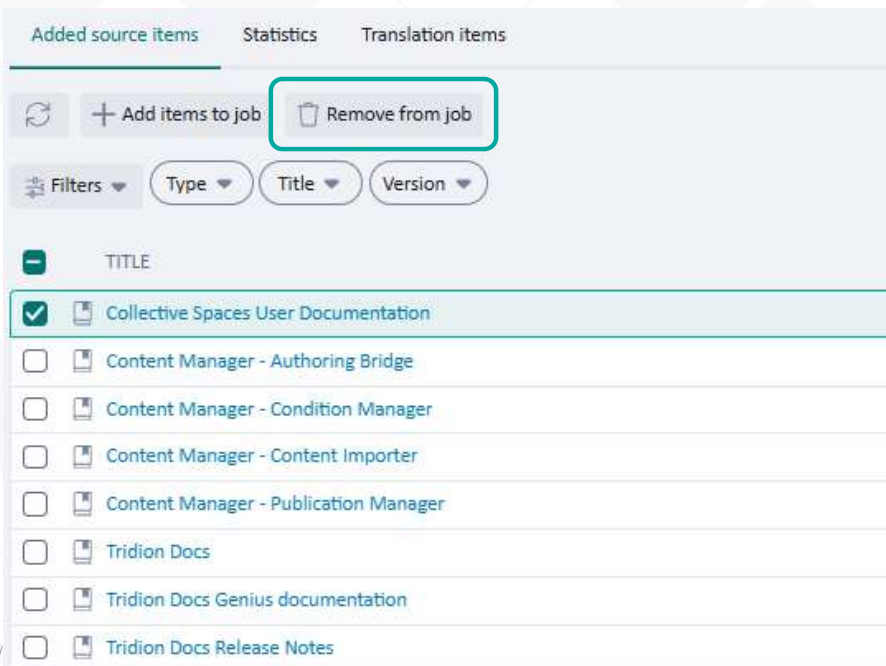
TITLE	VERSION
EL Pub - Secured - Tech pubs only	1
EL Topic - All lng other than en and fr will be deleted	1
EL Topic - Version 3 is deleted	3
GUID-D3COD3EB-2331-4187-AA2C-2E7710E2560A	1

Object version was deleted after it was added

Object was deleted after it was added

# Translation jobs - Source items – Remove items

- Only possible when job status is “Definition” and user is allowed to update the job
- Both single and bulk remove are supported



# Translation Job details view: Translation Items

# Translation Job Details – Translation items

Tridion Docs

ContentPublication HubCustom IFrame PageCustom pageMetricsEventsSettings

Terms of use★TD documentation★Admin🔔?

Structured ContentInboxSearchTranslation JobsTranslation Jobs Legacy

10K+ items x 20 langs

StatusExport completed

Required date11/03/2026 23:00:00

Source languageen

Target languagesaa, ab, af, am, as, ay, az, ba, be, bg, bh, bi, bn, bo, br, ca, co, cs, hi, ko

Object types to translateImage, Library topic, Map, Other, Topic

Image resolutionsHigh, Low

Progress200040/200040

Added source itemsStatisticsTranslation items

FiltersShow list

Object typesTopic

Target languagesbh

Applying filters speeds up the retrieval of items. To see all translation items for this job, leave these filters empty.

Filter items

FiltersTypeTitleVersionStatusLanguage

Sort by: (None)

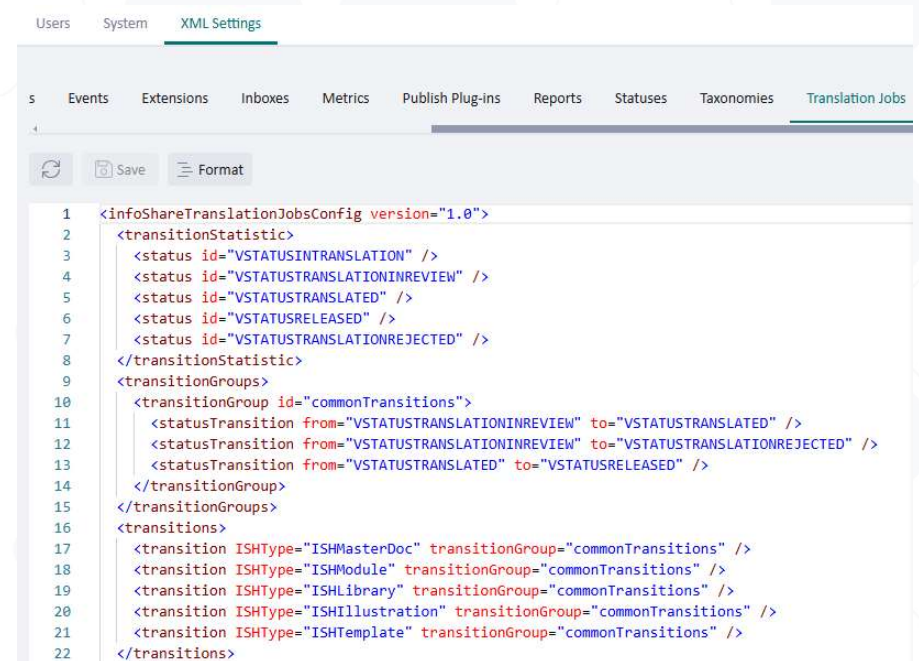
	TITLE	VERSION	STATUS	LANGUAGE
<input type="checkbox"/>	Topic 0	1	In translation	bh
<input type="checkbox"/>	Topic 1	1	In translation	bh
<input type="checkbox"/>	Topic 10	1	In translation	bh
<input type="checkbox"/>	Topic 100	1	In translation	bh
<input type="checkbox"/>	Topic 1000	1	In translation	bh
<input type="checkbox"/>	Topic 10000	1	In translation	bh
<input type="checkbox"/>	Topic 1001	1	In translation	bh
<input type="checkbox"/>	Topic 1002	1	In translation	bh
<input type="checkbox"/>	Topic 1003	1	In translation	bh
<input type="checkbox"/>	Topic 1004	1	In translation	bh
<input type="checkbox"/>	Topic 1005	1	In translation	bh
<input type="checkbox"/>	Topic 1006	1	In translation	bh
<input type="checkbox"/>	Topic 1007	1	In translation	bh

# Translation jobs – Translation items configuration

Xml Settings > Translation Job specifies

- which statuses will always be shown in the Statistics tab in Translation Job Details
- which workflow status transitions are possible in the Translation Items tab in Translation Job Details

Note: A transition is possible if the ISHType and from status of the Translation Item match this config



The screenshot shows the 'XML Settings' tab in a software interface. The 'Translation Jobs' sub-tab is selected. The XML configuration is displayed with line numbers 1 through 22. The configuration defines a set of statuses and transitions for translation jobs.

```
1 <infoShareTranslationJobsConfig version="1.0">
2   <transitionStatistic>
3     <status id="VSTATUSINTRANSLATION" />
4     <status id="VSTATUSTRANSLATIONINREVIEW" />
5     <status id="VSTATUSTRANSLATED" />
6     <status id="VSTATUSRELEASED" />
7     <status id="VSTATUSTRANSLATIONREJECTED" />
8   </transitionStatistic>
9   <transitionGroups>
10    <transitionGroup id="commonTransitions">
11      <statusTransition from="VSTATUSTRANSLATIONINREVIEW" to="VSTATUSTRANSLATED" />
12      <statusTransition from="VSTATUSTRANSLATIONINREVIEW" to="VSTATUSTRANSLATIONREJECTED" />
13      <statusTransition from="VSTATUSTRANSLATED" to="VSTATUSRELEASED" />
14    </transitionGroup>
15  </transitionGroups>
16  <transitions>
17    <transition ISHType="ISHMasterDoc" transitionGroup="commonTransitions" />
18    <transition ISHType="ISHModule" transitionGroup="commonTransitions" />
19    <transition ISHType="ISHLibrary" transitionGroup="commonTransitions" />
20    <transition ISHType="ISHIllustration" transitionGroup="commonTransitions" />
21    <transition ISHType="ISHTemplate" transitionGroup="commonTransitions" />
22  </transitions>
```



# Translation jobs – Translation items - Change status

- Drop down shows superset of "to" statuses configured in Translation Job settings which are possible for at least one of selected items
- In case chosen "to" status is not possible for all selected items end user will see a confirmation dialog
- User needs to manually refresh the list after an action

The screenshot displays the 'Translation items' interface. At the top, there's a 'Show list' button and an 'Export' button. A dropdown menu is set to 'Released', and an 'Update status (2)' button is visible. Below this is a search bar 'Filter items' and several filter buttons: 'Filters', 'Type', 'Title', 'Version', 'Status', 'Language', and 'Resolution'. A 'Sort by' dropdown is set to '(None)'. The main table has columns: 'TITLE', 'VERSION', 'STATUS', 'LANGUAGE', and 'RESOLUTION'. It lists three items, all titled 'DITA 1.2 MAIN SAMPLE MAP' with version '1'. The first two items are checked and have status 'Released' (highlighted in yellow). The third item is unchecked and has status 'Translation approved'. Two modal dialogs are overlaid. The first, 'Bulk Update Status', shows a warning: '1 out of 2 selected objects are not eligible to be updated because the selected next status is not allowed for these objects.' with 'Continue' and 'Cancel' buttons. The second, a success message, states: 'The status of selected object was updated. You can use the "Refresh" button to see the changes.'

TITLE	VERSION	STATUS	LANGUAGE	RESOLUTION
<input checked="" type="checkbox"/> DITA 1.2 MAIN SAMPLE MAP	1	Released	nl	
<input checked="" type="checkbox"/> DITA 1.2 MAIN SAMPLE MAP	1	Translation approved	ru	
<input type="checkbox"/> DITA 1.2 MAIN SAMPLE MAP	1	Translation approved	fr	



# Translation Job Details – Translation items summary

- Shows all language objects that are part of this translation job (which are sent to the Translation system or exported)
- Can be a big list so object types and target language server filters available to speed up and limit the result list
- Extra vertical scrollbar to optimize viewing the list
- If job is not sent yet or still calculating the list shows a message placeholder that list is not available yet
- Language objects a user is not allowed to read or were deleted appear in the list, but with minimal info:
  - GUID, version, target language, target resolution, Status unknown. For these items status change and export are not available
- Status can be changed for translation items
  - Drop down show's superset of "to" statuses configured in Translation Job settings which are possible for at least one of selected items
  - In case chosen "to" status is not possible for all selected items end user will see a confirmation dialog
  - List requires a manual refresh after performing an action for status change
- The list can be updated with custom fields in metadataConfig.xml
  - *list id=Trisoft.InfoShare.Forms.TranslationJobTranslationItemListControl*

# Translation Job details view: Statistics

# Translation Job Details – Statistics

Statistics on object types and configured statuses, grouped by target languages.

StatusCompleted

Required date02/01/2025 16:40:59

Source languageen

Target languagesde, fr, nl

Object types to translateTopic, Image, Library topic, Map, Other

Progress

15/15

Added source items

Statistics

Translation items

STATUS	IMAGE	LIBRARY TOPIC	MAP	OTHER	TOPIC	TOTAL	PERCENTAGE
de							
Translation in review	0	0	0	0	0	0	0.00 %
Translation approved	0	0	1	0	4	5	100.00 %
Released	0	0	0	0	0	0	0.00 %
Translation rejected	0	0	0	0	0	0	0.00 %
fr							
Translation in review	0	0	0	0	0	0	0.00 %
Translation approved	0	0	1	0	4	5	100.00 %
Released	0	0	0	0	0	0	0.00 %
Translation rejected	0	0	0	0	0	0	0.00 %

# Translation Job Details – Statistics

Objects without read access or those that have been deleted will be grouped under "Status Unknown" row.

vi								
Translation in review	0	0	0	0	0	0	0	0.00 %
Translation approved	0	0	0	0	0	0	0	0.00 %
Released	0	0	0	0	0	0	0	0.00 %
Translation rejected	0	0	0	0	0	0	0	0.00 %
[In translation]	0	0	0	0	1	1		50.00 %
! Status unknown	0	0	0	0	1	1		50.00 %
vo								
Translation in review	0	0	0	0	0	0	0	0.00 %
Translation approved	0	0	0	0	0	0	0	0.00 %
Released	0	0	0	0	0	0	0	0.00 %

No related language object could be found.  
Either you are not allowed to read the object or  
the object was deleted.

# Translation Job Details – Statistics

- Prioritized statistic statuses can be configured in **XML Settings** => **Translation Job** tab
- Configured statuses will be shown for all languages in specified in configuration order
- Unspecified statuses will be displayed as "[status]" only for non zero values

The screenshot shows the 'XML Settings' tab for 'Translation Jobs'. The XML configuration is as follows:

```
1 <infoShareTranslationJobsConfig version="1.0">
2   <transitionStatistic>
3     <status id="VSTATUSTRANSLATIONINREVIEW" />
4     <status id="VSTATUSTRANSLATED" />
5     <status id="VSTATUSRELEASED" />
6     <status id="VSTATUSTRANSLATIONREJECTED" />
7   </transitionStatistic>
8   <transitionGroups>
```

The preview table shows statistics for language 'ar' and 'de'.

STATUS	IMAGE	LIBRARY TOPIC	MAP
ar			
Translation in review	0	0	0
[In translation]	0	0	1
de			

**DEMO**

# Translation report



# Translation Job reference field

- A new field “FISHTRANSLATIONJOBREF” is added to reference a document object to the translation job
- This field helps to navigate easily from a document object to the corresponding translation job
  - Note: If the translation job is removed, the value of the field “FISHTRANSLATIONJOBREF” will be cleared
- The translation organizer service set the value of the field on a Document Object when the job is sent to **Translation Management System**
- When the translation job is rolled back then all its target objects will be reverted to “To be Translated” then the field “FISHTRANSLATIONJOBREF” will be cleared

# Translation Report – Translation job column

- When the item is used in a Translation job, the Translation job name will be shown
  - Behind the scenes the FISHTRANSLATIONJOBREF is used in MetadataConfig.xml for this column (See Trisoft.InfoShare.Forms.TranslationReportListControl)
  - The CSV when "Download metadata" will contain the title of the TJ as well (See Trisoft.InfoShare.Forms.TranslationReportCsvExport)
- When clicked the Translation job details will be shown in a new tab

Translation report (de-de/Low)

TOTALS	6	25	6	6	0	0	43			
--------	---	----	---	---	---	---	----	--	--	--

Report objects

Export all Select workflow action Update status (0)

Filter items Filters Type Status Target language Translation job Sort by: (None)

<input type="checkbox"/>	TITLE	VERSION	STATUS	SOURCE LANGUAGE	TARGET LANGUAGE	RESOLUTION	AUTHOR	REVIEWER	WORD COUNT	TRANSLATION JOB
<input type="checkbox"/>	<a href="#">Configuring your Tridion Docs Genius website</a>	1	Draft	en-us	-		Mathijs Panhuijsen		239	
<input type="checkbox"/>	<a href="#">Customer support DO NOT CHECK OUT</a>	12	Translation appr...	en-us	de-de		Mathijs Panhuijsen		44	<a href="#">Validate update</a>
<input type="checkbox"/>	<a href="#">Default configuration file</a>	1	Draft	en-us	-		Mathijs Panhuijsen		684	
<input type="checkbox"/>	<a href="#">Functional overview</a>	1	Draft	en-us	-		Mathijs Panhuijsen		64	
<input type="checkbox"/>	<a href="#">Genius Architecture diagram</a>	1	Draft	en-us	-	Low	Mathijs Panhuijsen		0	
<input type="checkbox"/>	<a href="#">Hexahops</a>	1	Draft	en-us	-		Mathijs Panhuijsen		188	
<input type="checkbox"/>	<a href="#">Hexahops representation</a>	1	Draft	en-us	-	Low	Mathijs Panhuijsen		0	
<input type="checkbox"/>	<a href="#">Implementation best practices</a>	1	Draft	en-us	-		Mathijs Panhuijsen		13	
<input type="checkbox"/>	<a href="#">Implementation topics Genius</a>	1	Draft	en-us	-		Mathijs Panhuijsen		3	
<input type="checkbox"/>	<a href="#">Implementing Tridion Docs Genius</a>	1	Draft	en-us	-		Mathijs Panhuijsen		40	
<input type="checkbox"/>	<a href="#">Legal notice NOT TO BE CHECKED OUT</a>	14	Released	en-us	de-de		Mathijs Panhuijsen		577	
<input type="checkbox"/>	<a href="#">LT - RWS - product names as conrefs (for cross-product content)</a>	7	Translation appr...	en-us	de-de		Julie Landman		199	<a href="#">Validate update</a>
<input type="checkbox"/>	<a href="#">LT- Docs - CM - GUI names - using</a>	7	Translation appr...	en-us	de-de		Julie Landman		214	<a href="#">Validate update</a>
<input type="checkbox"/>	<a href="#">LT- Docs - releases as conrefs</a>	9	Draft	en-us	-		Mathijs Panhuijsen		191	

# Regional date format

# Displaying date and time based on regional settings

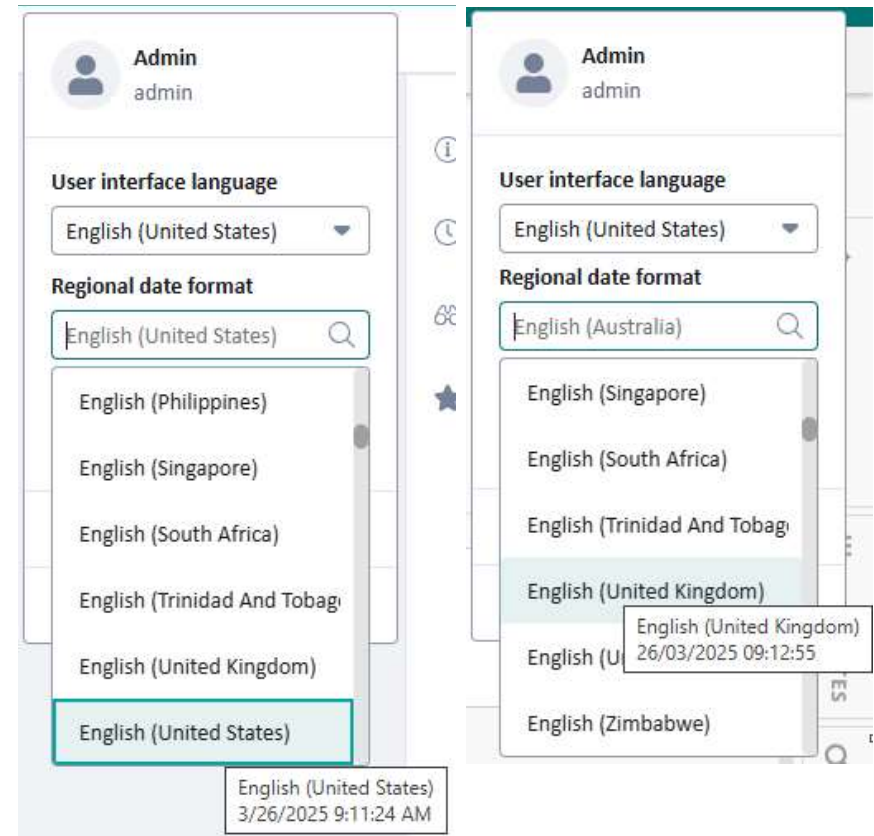
- Customers want to see date and time based on a user's profile time zone
- dd/MM/yyyy format that was the default for ages confused some USA customers
- Regional date format settings are added to user preferences
- Date and time format of the fields in the Organize Space and Collective Spaces will respect to that setting

A user settings menu for Andriy Zhidko. It includes a profile section with a user icon and name. Below are three settings: 'User interface language' set to 'English (United States)', 'Regional date format' set to 'English (United States)', and 'Working language' set to 'en'. At the bottom are links for 'Change password' and 'Sign out'.

# Regional date format – Language/Region selector

- Regional date format selector is available in Collective Spaces and Organize Space
  - In Organize Space when selecting the region, the UI immediately refreshes
  - In Collective Spaces the user will be asked to refresh
- Regions are in the language of the region
  - Example Bulgarian: български (България)
- A format example is given in the tooltip in the selector

The format similar to Access Management and Publication Manager
- The default region is "English (United States)"
- Region is stored in user preferences and retrieved during application loading
  - A change of the region in Organize Space will also change it for Collective Spaces and vice-versa
- Document History is still a fixed format using explicit month naming instead of numbering, like April to avoid confusion



# Regional date format – (English US)

↑ Topics

+ Add new

Copy ID

Preview

Create shortcut

Download

Upload

Lock

Prepare translation job

Move

...

Filters

Type

Title

Version

Status

Locked by

Sort by: (None)

	TITLE	VERSION	STATUS	DATE MODIFIED	LOCKED BY
<input type="checkbox"/>	Container topics			1/7/2016 9:17:27 AM	
<input type="checkbox"/>	Adélie penguin (Pygoscelis adeliae )	6	Draft	7/13/2021 12:20:23 PM	
<input type="checkbox"/>	African penguin (Spheniscus demersus)	3	Draft	1/27/2016 1:04:17 PM	
<input type="checkbox"/>	Anatomy and physiology	3	Draft	5/31/2017 7:01:53 PM	Я
<input type="checkbox"/>	Aptenodytes (Great penguins)	2	Draft	6/1/2017 6:15:59 PM	
<input checked="" type="checkbox"/>	Basal fossils	2	Released	8/25/2022 10:59:31 AM	
<input type="checkbox"/>	Breeding	2	Draft	4/9/2020 1:30:10 PM	
<input type="checkbox"/>	Chinstrap penguin (Pygoscelis antarctica)	3	To be reviewed	1/7/2016 9:18:36 AM	
<input type="checkbox"/>	Crafts and Activities (chapter)	2	Draft	7/1/2016 6:05:35 PM	
<input type="checkbox"/>	Distribution and habitat	2	To be reviewed	9/24/2020 12:21:49 PM	
<input type="checkbox"/>	Emperor penguin (Aptenodytes forsteri)	6	To be reviewed	7/1/2016 2:52:05 PM	
<input type="checkbox"/>	Etymology	2	Draft	4/14/2022 12:06:54 PM	
<input type="checkbox"/>	Eudyptes (Crested penguins)	2	Draft	7/1/2016 7:43:00 PM	
<input type="checkbox"/>	Eudyptula (Little penguins)	2	Draft	7/1/2016 6:53:05 PM	
<input type="checkbox"/>	Evolution	2	Released	1/7/2016 9:21:06 AM	
<input type="checkbox"/>	External links	1	Released	1/7/2016 9:19:33 AM	
<input type="checkbox"/>	Fiordland penguin (Eudyptes pachyrhync...	2	To be reviewed	1/7/2016 9:18:59 AM	

Basal fossils v.2 - en

Properties

Show optional fields

All

Test: number (mv)  
Enter multiple numbers (example: 123, 2568, 987.56)

Test: date  
Enter date and time (example: 3/21/2025 9:05:56 AM)

Test: datetime with datetime picker  
4/18/2025 3:05:05 PM

<< < Apr 2025 > >>

3:05:05 PM

Su	Mo	Tu	We	Th	Fr	Sa	03	05	05	AM
30	31	1	2	3	4	5	04	06	06	PM
6	7	8	9	10	11	12	05	07	07	
13	14	15	16	17	18	19	06	08	08	
20	21	22	23	24	25	26	07	09	09	
27	28	29	30	1	2	3	08	10	10	
4	5	6	7	8	9	10	09	11	11	
							10	12	12	
							11	13	13	

Now

OK

Object

Identifier

# Show optional fields setting



# “Show optional fields” is stored in the user preferences

- “Show optional fields” is stored in the user preferences and is retained across browser sessions
- The setting is used in both Organize Space and Collective Spaces for different screens:
  - Properties
  - New object
  - New version
  - New Language
  - New branch, etc.
- Value for the “Show optional fields” is retrieved during application loading
  - If you have multiple OS/CS tabs open and you change the toggle value in one tab, it will only use the changed value in the other tab if you refresh that tab in the browser

The image displays three overlapping screenshots of a software interface, each showing a 'Show optional fields' toggle switch.

- Top-left screenshot:** A 'Properties' dialog box for a 'Penguin guide'. The 'Show optional fields' toggle is turned on. The 'Title' field contains 'Penguin guide'. The 'In folder' field shows 'General\TestData DITA 1.2\Penguins\Maps'. The 'Identifier' field shows 'GUID-170BDC5B-984B-4F8A-8A5D-8F04AD6EB7C2'.
- Top-right screenshot:** A dialog box titled 'Add language to "EL DITA 1.2 Learning assesment made with XMe...". The 'Show optional fields' toggle is turned on. The 'Title' field contains 'EL DITA 1.2 Learning assesment made with XMetal 5.5'.
- Bottom screenshot:** An 'Add new publication' dialog box. Under the 'Publications' section, 'Empty Publication' is selected. The 'Show optional fields' toggle is turned on. The 'Title' field is empty. The 'Publication type' dropdown is set to '(None)'.

# Preview

# Preview

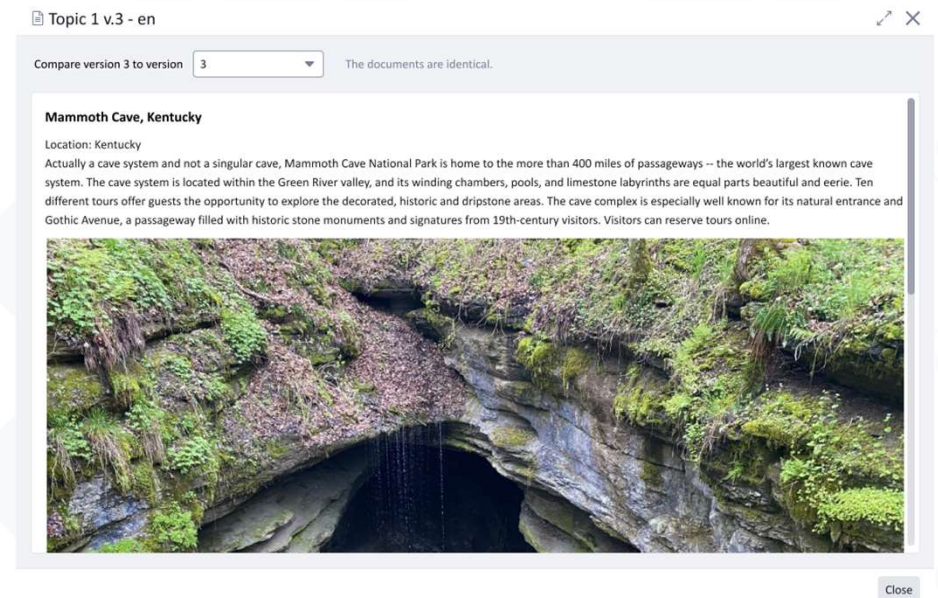
## Objectives

- Providing better performance and more user-friendly interfaces to users, ensuring consistent UX across Organize Space and Collective Spaces
- Converting ASP.NET technology to REACT



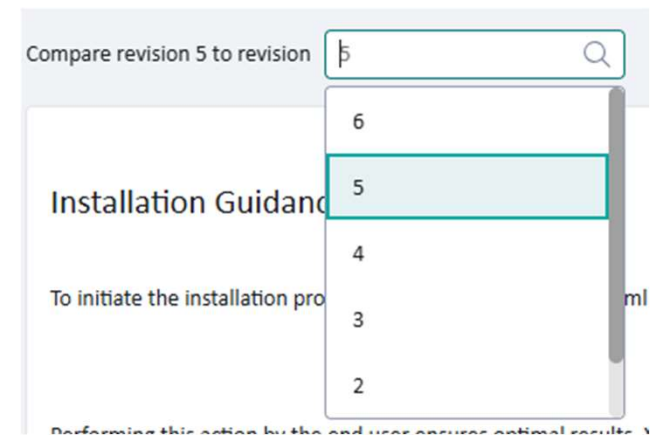
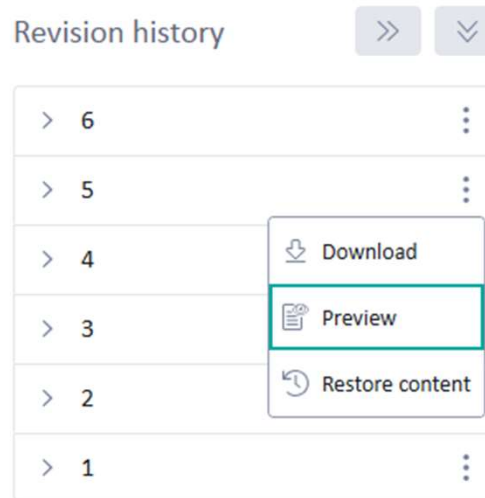
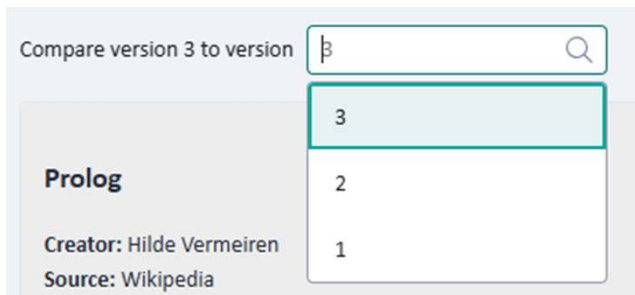
# Preview

- Preview allows users to view document objects from various locations, including structure content, object details, revision history, inboxes, search results, and where-used
- Preview supports not only version previews but also revision previews accessible from the revision history
- Preview supports all document type. For XML content, a formatted rendering is provided, for other MIME types, Preview utilizes the browser's native capabilities.



# Preview — Compare

- You can compare the objects of XML electronic document type while previewing them
- Comparison is available for both preview of a version of such object and its revisions
- The list of revisions in compare dropdown uses the same numbering as Revision History pane
- Once comparison is done, it's shown whether the documents are identical or different
- Any changes between compared versions / revisions are shown in the preview



# Preview — Compare

Chinstrap penguin (Pygoscelis antarctica) v.3 - en

Compare version 3 to version

2

The documents are different.

Prolog

Creator: Hilde Vermeiren

Source: Wikipedia

Publisher: SDL Trisoft

Copyright: 2012 Hilde Vermeiren


Date created: 20121210

Date created: 20140724


Chinstrap penguin (Pygoscelis antarctica)

The Chinstrap penguin (Pygoscelis antarcticus ) is a species of penguin which is found in the South Sandwich Islands, Antarctica, Deception Island, the South Orkneys, South Shetland, South Georgia, Bouvet Island and Balleny. Their name derives from the narrow black band under their heads which makes it appear as if they are wearing black helmets, making them one of the most easily identified types of penguin. Other names for them are "Ringed Penguins", "Bearded Penguins", and "Stonecracker Penguins" due to their harsh call.

Chinstrap Penguin (Pygoscelis antarcticus) is a species of penguin which is found in the South Sandwich Islands, Antarctica, Deception Island, the South Orkneys, South Shetland, South Georgia, Bouvet Island and Balleny. Their name derives from the narrow black band under their heads which makes it appear as if they are wearing black helmets, making them one of the most easily identified types of penguin. Other names for them are "Ringed Penguins", "Bearded Penguins", and "Stonecracker Penguins" due to their harsh call.



Close

Tridion  
Docs

111




111 © 2024 RWS

# Preview — Scale

- When images are previewed, they are scaled to 100% by default
- A user can increase or decrease the scale of the image as needed, using scale option in the dialog
- Available preset of scale percentages is 25, 50, 75, 100, 125, 150, 200, 300
- Note that SVG images cannot be scaled
  - Due to security (scripting) concerns with SVGs, the Preview API needs to return SVGs in an HTML IFrame using a sandbox. This blocks access to the SVG from outside, so we cannot manipulate the styles of SVG to scale it
- Scale is only available for image objects preview, not for images referenced in a topic (or other XML objects) when previewing one
  - Note that when an image is previewed it is shown in its selected resolution but when an XML object that has the image inside it is previewed, System Preview resolution is used for these images without any fallback.

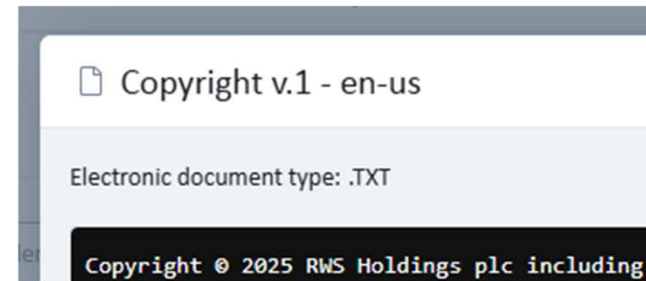
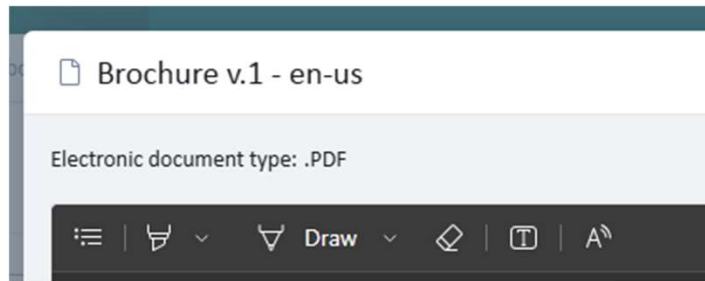


# Preview — Scale



# Preview — Electronic Document Type

- For objects that are neither an image (except SVG) nor an XML document preview dialog shows the object's Electronic Document Type (EDT)



# Preview — Links navigation

- A link to an external resource opens it in a new tab
- A link to an internal object opens it in the same preview dialog
- If an internal link points to a specific element inside an object, the view is scrolled to that element
- Upon navigating to an internal link, the latest version of the linked object is opened for the preview
- There is a Back button in the dialog to allow users coming back to a previously previewed document
  - When coming back, the latest version of the object will be opened, except for the very first item you triggered preview for. That one would show the version that you originally previewed



# Other Improvements in Organize Space

# Renaming Language used in PublicationOutput

- Earlier, up to 15.1.x, behavior
  - In publication output Language Combination is stored as string of combined language titles (e.g. en+nl+de).
  - If language title was updated, then retrieving publication output fails, since the language with the stored title no longer exists.
- New, since 15.2.0, behavior
  - The retrieval of publication output will work and retrieve the missing language with "INVALID-{old language title}"

<input type="checkbox"/> No	Dynamic Delivery	en	To Be Published
<input type="checkbox"/> No	PDF (A4 Manual)	en	To Be Published
<input type="checkbox"/> No	PDF (A4 Manual)	en, INVALID-zh	To Be Published

# Translator field renamed to Translation coordinator

- Instead of Translator label, OOTB Translation coordinator is now used in MetadataConfig.xml and resources

The screenshot displays the 'Taxonomy - Equipment v.1 - en' interface. The 'Properties' section is active, showing a list of fields. The 'Translation coordinator' field is highlighted with a yellow background. The field is a dropdown menu with 'Admin' selected. Other visible fields include 'Language' (en), 'Status' (Draft), 'Author' (Admin), 'Reviewer' (Admin), 'Last modified by' (Admin), and 'Source language'.

Field	Value
Language *	en
Status *	Draft
Author *	Admin
Reviewer	Admin
<b>Translation coordinator</b>	Admin
Last modified by	Admin
Source language	

# Improvements in Search panel

- Filters panel is now resizable
- Search criteria can be reset, so cleared or set to their default
- Apply button is renamed to Search and is only enabled when
  - no search is done yet
  - criteria are changed
- Refresh button on the result list retriggers the last performed search
  - recent changes can be fetched and displayed in the result list

The screenshot displays the Tridion Search interface. At the top, navigation tabs include 'Structured Content', 'Inbox', 'Search' (active), and 'Translation Jobs'. The 'Filters' panel on the left is resizable and contains the following sections:

- Search for:** Radio buttons for 'document objects' (selected) and 'publications'.
- Search term:** A text input field containing 'test'.
- Limit results to:** A section for filtering results.
- Versions:** Radio buttons for 'Latest version' (selected) and 'All versions'.

Buttons for 'Reset' (circular arrow) and 'Search' (checkmark) are located at the top of the filters panel. The 'Search Results' panel on the right features a 'Refresh' button (circular arrow) and an 'Export' button (document icon). Below these are filter buttons for 'Type', 'Title', 'Version', 'Status', 'Language', 'Resolution', and 'Last modified by'. A table displays the search results:


	TITLE	VERSION	STATUS	DATE MODIFIED	LANGUAGE
<input type="checkbox"/>	Adding a Click Event...	1	Released	22/12/2015 23:05:09	en
<input type="checkbox"/>	Adding a Click Event...	1	Released	03/03/2020 17:15:41	en
<input type="checkbox"/>	Writing a simple plu...	1	Released	22/12/2015 22:25:51	en



# Maximum number of items in Search

- Earlier, up to 15.1.x, the maximum number of items that were shown in Organize Space's Search view was limited to 1000
- A user could still export or download metadata of ALL matches (not limited to 1000)
- Now, since 15.2.0, we introduced a new "Maximum number of items" field on Filters panel with a preset of values: 500, 1000, 5000, 10000, 15000, 25000
- The field defaults to 1000 but a user can opt to see more or fewer results in UI
- The field limits the number of results in UI for both objects and publications
- We also updated the help tooltip to make it clearer that it's still possible to export or download metadata of ALL matches

Maximum number of items



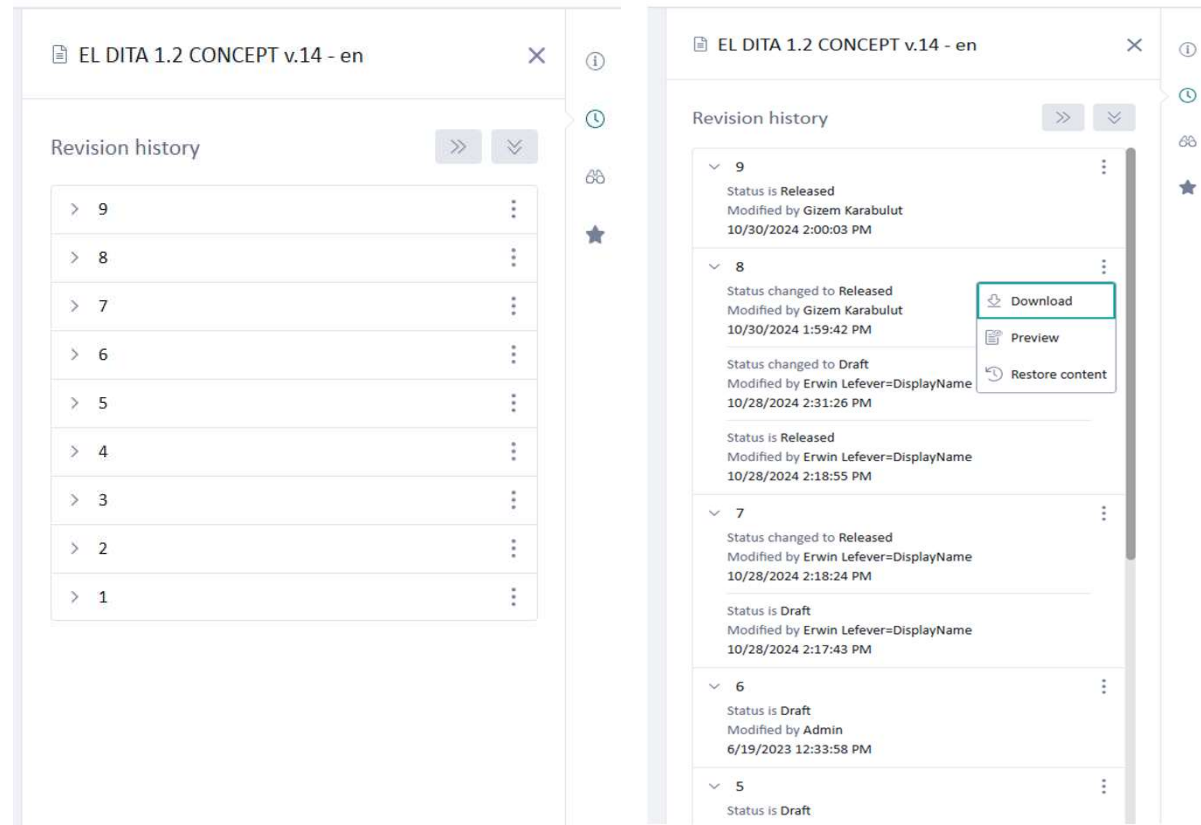
Maximum number of items
500
1000
5000
10000
15000
25000

Displaying 5000 out of 257076 results ? ⓘ

Number of displayed results is limited to 5000. Provide more filters to see fewer results or select Export to see all results (257076).

# Revision History – UX - Revision changes are grouped

- Revision number is shown again
- Status changes are grouped
- Actions are available on each revision
- Default view is all collapsed



# Reports – UX - Outline flattened

- Outline flattened for Workflow, Translation and Publication reports
- Export & Download metadata moved to action bar
- Checkboxes are enabled for items for which status can potentially be changed
- Sort possibility added

Structured Content   Inbox   Search   Translation jobs

Translation report (de/Low)

**Publication** EL DITA 1.2 PUB STARTED FROM SCRATCH1 v.28  
**Map** DITA Samples1A  
**Working language** en  
**Baseline** EL DITA 1.2 PUB STARTED FROM SCRATCH1-v28-GUID-41CD5789-A4AB-48D5-866A-B9142A8EDC08-2023/08/24 13:59:38  
**Resources** Innovation - Draft Companion - DITA preservation variables

> Statistics

Report objects

Export all

Export object files (35) Filters Type Status Target language Translation job

Download metadata (35)

Select workflow action Update status (0)

Sort by: (None)

	VERSION	STATUS	SOURCE LAN...	TARGET LAN...	RESOLUTION	AUTHOR	REVIEWER	WORD COUNT	TRANSLATION JOB
<input type="checkbox"/> _res	1	Draft	en	-	Low	Admin		0	
<input type="checkbox"/> 330 charge battery	1	Released	en	-	Low	Admin	Admin	0	
<input type="checkbox"/> 660 charge battery	2	Released	en	-	Low	Admin	Admin	0	
<input type="checkbox"/> bojack	1	Draft	en	-	Low	UIAutomation		0	
<input type="checkbox"/> charging the battery	7	Draft	en	-		Admin	Admin	82	
<input type="checkbox"/> conrefs - Docs - CM - config...	1	Draft	en	-		Erwin Lefeve...		691	
<input type="checkbox"/> conrefs - Tridion - common...	1	Draft	en	-		Erwin Lefeve...		231	
<input type="checkbox"/> DITA 1.2 Glossary Sample1	1	Draft	en	-		Admin	Admin	48	

# Reports – Open in New Tab

- In the Generate Workflow, Translation and Publication report dialogs we added an option to open the report in a new tab

Generate workflow report

Resolutions \*

Low X

Select version ⓘ

☒ Baseline

☐ Latest version

☐ Latest released version

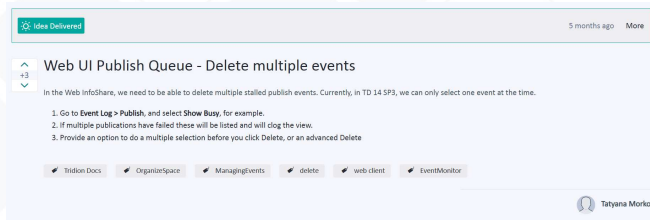
Generate in new tab Generate Cancel

**DEMO**

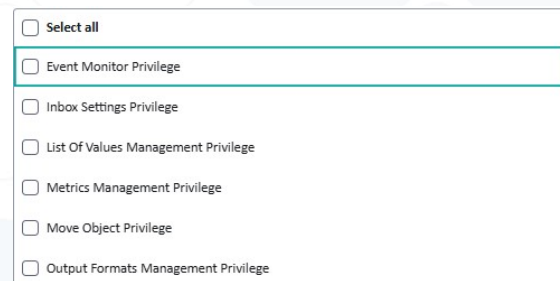
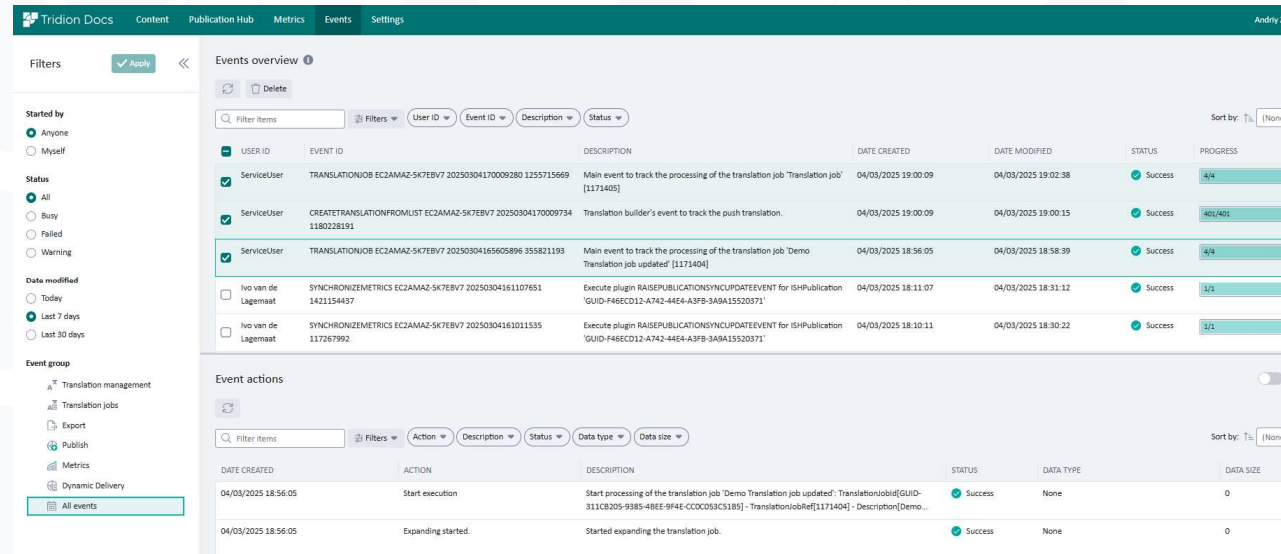
# Community ideas

# Organize Space - Events

- Allow deletion of multiple events
  - <https://community.rws.com/ideas/tridion-ideas/i/tridion-docs-ideas/web-ui-publish-queue---delete-multiple-events>



- Give a non-admin users access to their events





# Organize Space – Translation Jobs

- Language groups

- <https://community.rws.com/ideas/tridion-ideas/i/tridion-docs-ideas/i-want-to-be-able-to-make-and-select-language-group-on-translation-job-properties-screen>

^

+2

✓

I want to be able to make and select "language group" on "Translation Job Properties" screen.

I want to be able to make and select "language group" on "Translation Job Properties" screen.  
"language group" is an user made group consisting of user chosen languages.

Reason: When making a translation job, I would like to prevent mistakes on "Translation Job Properties" screen.

Lets say you usually translate English to 6 languages but 1 of the 6 is optional.  
If the always translated 5 languages is put into a "language group", you can choose just the group when translating.  
Also there is a need to be able to choose a "language group" and a language from the list of languages on "Translation Job Properties" at the same time.  
If you can't, you won't be able to choose the 6th language.

Create Jira Ticket

Satoru Nakamura

+ Add new translation job

✓

✓

3

4

GeneralObject typesLanguagesConfirmation

Language | Workflow \*

✓ Select all

Trisoft Simple Translation Workflow (translation system c

✓ European languages

Trisoft Simple Translation Workflow (translation

✓ de

Trisoft Simple Translation Workflow (translation

✓ fr

Translation and Review Workflow

✓ it

Trisoft Simple Translation Workflow (translation

✓ es

Trisoft Simple Translation Workflow (translation

✓ Asia Pacific languages

Trisoft Simple Translation Workflow (translation

✓ zh

Trisoft Simple Translation Workflow (translation

✓ ja

Trisoft Simple Translation Workflow (translation

# Organize Space – Translation Jobs

Option to select objects that are sent to translation

Display Target languages for Translation Job

+ Add new translation job

General **Object types** Languages Confirmation

Select the types of object you want to translate \*

☒ Select all

- ☒ Image
- ☒ Library topic
- ☒ Map
- ☒ Other
- ☒ Topic

Image resolutions \*

High

☐ Include items already sent to translation in another job

Step 2/4

< Back Next > Cancel

Tridion Docs							
Content Publication Hub Metrics Events Settings							
Structured Content Inbox Search Translation Jobs							
Translation jobs							
Filter items Filters Name Status Target languages Sent out by Sort by: (None)							
<input checked="" type="checkbox"/>	Translation job	Completed	14/14	de-de, fr-fr, nl-nl, ru-ru	admin	05/03/2025 00:00:00	04/03/2025 18:59:3
<input type="checkbox"/>	Demo Translation job updated	Completed	0/0	de-de, fr-fr, nl-nl	admin	05/03/2025 00:00:00	04/03/2025 18:53:0
<input type="checkbox"/>	Test translation job	Definition		de-de, fr-fr, nl-nl, ru-ru	Andriy Zhidko	05/03/2025 00:00:00	04/03/2025 00:43:0
<input type="checkbox"/>	Validate deployment	Completed	43/43	de-de, fr-fr, nl-nl, ru-ru	Andriy Zhidko	27/02/2025 00:00:00	26/02/2025 11:49:5

# Organize Space – Translation Jobs

- Quick navigation option for source items
  - <https://community.rws.com/ideas/tridion-ideas/i/tridion-docs-ideas/add-go-to-location-button-functionality-in-translation-job-properties>

^  
+5  
v

### Add "Go to Location" button functionality in translation job Properties

This is an issue I encounter frequently.

Currently, when you open a translation job Properties window and click the Added Items tab, you can only see a list of objects added to the job. I have to write down the object name, because you cannot highlight it and copy it, and then perform a Search. With publication objects this inconvenience is compounded because unless the publication object name is exact, the publication will not come up in Search results. For other objects, the object name is not enough to ensure that I have located the correct topic, which means looking at event logs to confirm. It's a lot of steps just to view an object.

My suggestion is that the Added Items tab has some similar functionality to Search results: a check box by each item, and a Go to location button.

Create Jira Ticket

translation job

Jennifer Ochoa

Tridion Docs

Content

Publication Hub

Metrics

Events

Settings

Structured Content

Inbox

Search

Translation Jobs

Translation job

Refresh

Status

Completed

Required date

05/03/2025 00:00:00

Source language

en-us

Target languages

de-de, fr-fr, nl-nl, ru-ru

Object types to translate

Image, Library topic, Map, Other, Topic

Image resolutions

Low

Progress

14/14

Added source items

Statistics

Translation items

Refresh

Filters

Type

Title

Version

TITLE

Tridion Docs Genius documentation

Tridion Docs Genius documentation

# Organize Space – Translation Jobs

- Release translated document objects for all target languages
  - <https://community.rws.com/ideas/tridion-ideas/i/tridion-docs-ideas/enhancement-needed-for-the-release-translations-feature-release-several-languages-in-one-click>
  - <https://community.rws.com/ideas/tridion-ideas/i/tridion-docs-ideas/release-several-languages-in-one-go>



Enhancement needed for the "Release translations" feature (release several languages in one click)

Using the web client, we request translations of various publications in various languages in one single translation job. When the translation job is finished, we want to release all translated topics in all requested languages. releasing the topics language by language (it is tedious), we would like to use the following feature:

Tridion Docs | Content | Publication Hub | Metrics | Events | Settings | Andriy Zhdanov

Structured Content | Inbox | Search | Translation Jobs

Translation job

Status: Completed  
Required date: 05/03/2025 00:00:00  
Source language: en-us  
Target languages: de-de, fr-fr, nl-nl, ru-ru  
Object types to translate: Image, Library topic, Map, Other, Topic  
Image resolutions: Low  
Progress: 14/14

Added source items | Statistics | Translation items

Filters:

Object types:   
Target languages:

Applying filters speeds up the retrieval of items. To see all translation items for this job, leave these filters empty.

	TITLE	VERSION	STATUS	LANGUAGE
<input type="checkbox"/>	Customer support DO NOT CHECK OUT	12	Released	de-de
<input type="checkbox"/>	Customer support DO NOT CHECK OUT	12	Released	fr-fr
<input checked="" type="checkbox"/>	Customer support DO NOT CHECK OUT	12	Translation approved	nl-nl
<input checked="" type="checkbox"/>	Customer support DO NOT CHECK OUT	12	Translation approved	ru-ru
<input checked="" type="checkbox"/>	Legal notice NOT TO BE CHECKED OUT	14	Translation approved	nl-nl
<input type="checkbox"/>	Legal notice NOT TO BE CHECKED OUT	14	Translation approved	ru-ru
<input type="checkbox"/>	LT - RWS - product names as conrefs (for cross-product content)	7	Translation approved	de-de
<input type="checkbox"/>	LT - RWS - product names as conrefs (for cross-product content)	7	Translation approved	fr-fr
<input type="checkbox"/>	LT - RWS - product names as conrefs (for cross-product content)	7	Translation approved	nl-nl
<input type="checkbox"/>	LT - RWS - product names as conrefs (for cross-product content)	7	Translation approved	ru-ru
<input type="checkbox"/>	LT - Docs - CM - GUI names - using	7	Translation approved	de-de

Select workflow action:    (None)

# Organize Space – Translation Jobs

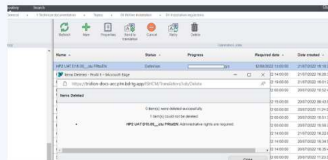
- Allow non-admin user to delete Translation Job in Definition state
  - <https://community.rws.com/ideas/tridion-ideas/i/tridion-docs-ideas/allow-non-admin-to-delete-definition-translation-jobs-they-have-created>
  - <https://community.rws.com/ideas/tridion-ideas/i/tridion-docs-ideas/allow-deletion-of-the-translation-job-in-definition-state>

Allow non-admin to delete "Definition" translation jobs they have created

In Tridion Docs 14, we now need to be administrators to be able to delete Translation Jobs.

It does make sense for projects with In Translation or Complete status, but - as a non-admin user, I find it very useful to be able to delete my own Translation Jobs that are still in Definition.

Would it be possible to do such thing, please?



Tridion Docs translation job delete

Create Idea Ticket

Cyrielle Tonneau

Tridion Docs							
Content Publication Hub Metrics Events Settings							
Structured Content Inbox Search Translation Jobs							
Translation jobs							
<div> <div>Cancel Delete</div> <div>Filter items</div> <div>Filters</div> <div>Name</div> <div>Status</div> <div>Target languages</div> <div>Sent out by</div> <div>Sort by: (None)</div> </div>							
NAME	STATUS	PROGRESS	TARGET LANGUAGES	SENT OUT BY	REQUIRED DATE	DATE CREATED	
<input type="checkbox"/> Translation job	Completed	14/14	de-de, fr-fr, nl-nl, ru-ru	admin	05/03/2025 00:00:00	04/03/2025 18:59:33	
<input type="checkbox"/> Demo Translation job updated	Completed	0/0	de-de, fr-fr, nl-nl	admin	05/03/2025 00:00:00	04/03/2025 18:53:07	
<input checked="" type="checkbox"/> Test translation job	Definition		de-de, fr-fr, nl-nl, ru-ru	Andriy Zhidko	05/03/2025 00:00:00	04/03/2025 00:43:06	

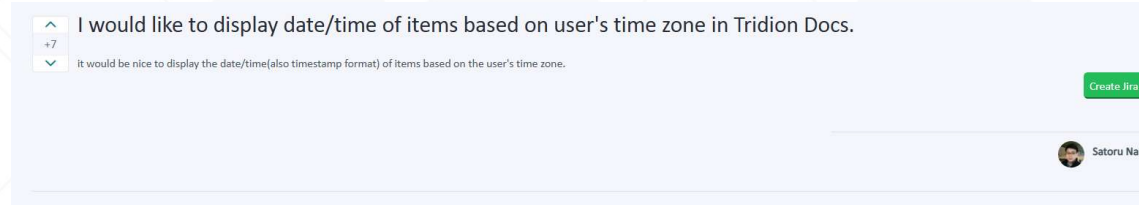
# Community ideas

- Display date-time format based on user's regional setting

- <https://community.rws.com/ideas/tridion-ideas/i/tridion-docs-ideas/i-would-like-to-display-date-time-of-items-based-on-user-s-time-zone-in-tridion-docs>

- Preserve value for “Show optional fields” for a user

- <https://community.rws.com/ideas/tridion-ideas/i/tridion-docs-ideas/show-optional-fields-in-properties-activated-by-default>
  - <https://community.rws.com/ideas/tridion-ideas/i/tridion-docs-ideas/tridion-15-allow-for-show-optional-fields-option-to-be-enabled-by-default>
  - <https://community.rws.com/product-groups/tridion/tridion-docs/f/forum/55945/docs-15-1---tenant-wide-can-we-make-optional-fields-always-display>

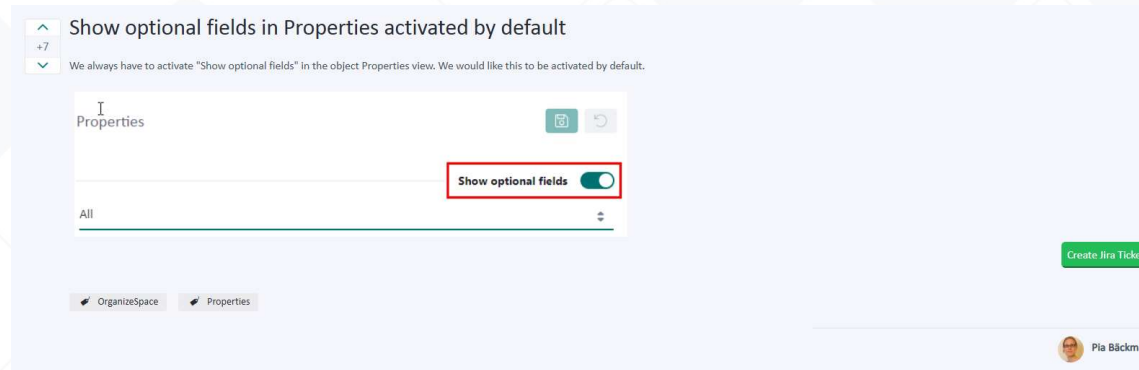


I would like to display date/time of items based on user's time zone in Tridion Docs.

It would be nice to display the date/time(also timestamp format) of items based on the user's time zone.

Create Jira Ticket

Satoru Na



Show optional fields in Properties activated by default

We always have to activate "Show optional fields" in the object Properties view. We would like this to be activated by default.

I Properties

Show optional fields ☒

All

OrganizeSpace Properties

Create Jira Ticket

Pia Bäckm





**Tridion Ideas > Tridion Docs Ideas**  
Home





[www.rws.com](http://www.rws.com)





RWS Holdings plc is a unique, world-leading provider of technology-enabled language, content and intellectual property services. Through content transformation and multilingual data analysis, our combination of AI-enabled technology and human expertise helps our clients to grow by ensuring they are understood anywhere, in any language.

Our purpose is unlocking global understanding. By combining cultural understanding, client understanding and technical understanding, our services and technology assist our clients to acquire and retain customers, deliver engaging user experiences, maintain compliance and gain actionable insights into their data and content.

Over the past 20 years we've been evolving our own AI solutions as well as helping clients to explore, build and use multilingual AI applications. With 45+ AI-related patents and more than 100 peer-reviewed papers, we have the experience and expertise to support clients on their AI journey.

We work with over 80% of the world's top 100 brands, more than three-quarters of Fortune's 20 'Most Admired Companies' and almost all of the top pharmaceutical companies, investment banks, law firms and patent filers. Our client base spans Europe, Asia Pacific, Africa and North and South America. Our 65+ global locations across five continents service clients in the automotive, chemical, financial, legal, medical, pharmaceutical, technology and telecommunications sectors.

Founded in 1958, RWS is headquartered in the UK and publicly listed on AIM, the London Stock Exchange regulated market (RWS.L).

For further information, please visit: [www.rws.com](https://www.rws.com).

© 2024 All rights reserved. Information contained herein is deemed confidential and the proprietary information of RWS Group\*.

\*RWS Group shall mean RWS Holdings plc for and on behalf of its affiliates and subsidiaries.